

AIR TRANSPORT

~~Binding Agreements - Air Traffic Conference~~

**AERONAUTICAL CHAMBER of COMMERCE
of AMERICA, Inc.**

10 East 40th St.  NEW YORK

RECEIVED
MAR 21 P.M.

No. 7

March 17, 1932.

AIR TRANSPORT REPORT
JANUARY 1932.

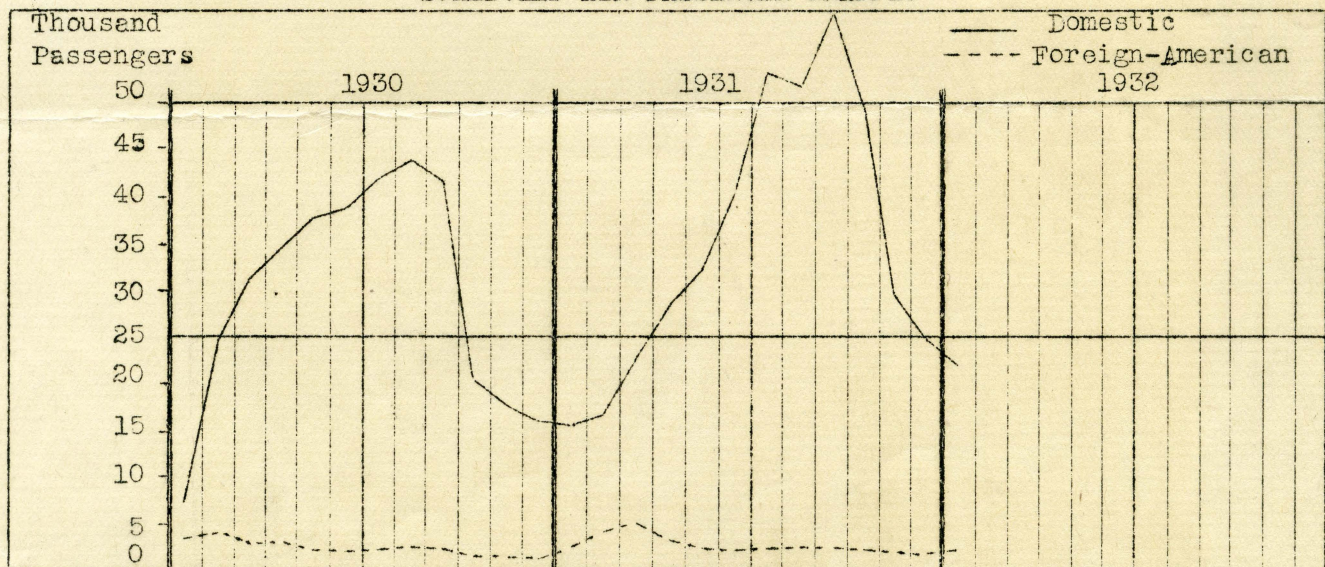
Copyright by the Aeronautical Chamber of Commerce of America, Inc.

Operations report from thirty-eight scheduled air transport lines for the month of January, 1932 point to a continuance of the rapid expansion of schedules and traffic during the current year that has been the outstanding feature during the past few years.

Of course, it is as yet too early to make any definite predictions concerning the amount of traffic to be expected this year, but the graphs on page two are significant of what may be expected. In 1931, miles scheduled and flown exceeded that of 1930 by about 50 percent. The current year starts with a similar increase recorded as compared with January, 1931. Passengers increased nearly 20 percent. in 1931, yet in spite of this advance, 1932 began at nearly the same level as December, 1931 and 36 percent. ahead of a year ago this January.


The rate of increase in operations may slow up as the year advances; adverse weather may affect the schedules over a large area at an unseasonable time, but given average conditions we feel confident that the air transport operators will outdo their past performances, startling as these were.

SCHEDULED AIR PASSENGER TRAFFIC




Note: These statistics are compiled from reports sent in each month to the Aeronautical Chamber of Commerce by American air lines operating scheduled services in the United States or from the United States to Foreign countries, that are open to the use of the public, as contrasted with privately operated lines.


LEADING THE NATION INTO FLIGHT




Million Miles Jan. 1930 Jan. 1931 Jan. 1932




Million Miles Jan. 1930 Jan. 1931 Jan. 1932




Thousand Passengers Jan. 1930 Jan. 1931 Jan. 1932




Million Pass-Miles Jan. 1930 Jan. 1931 Jan. 1932



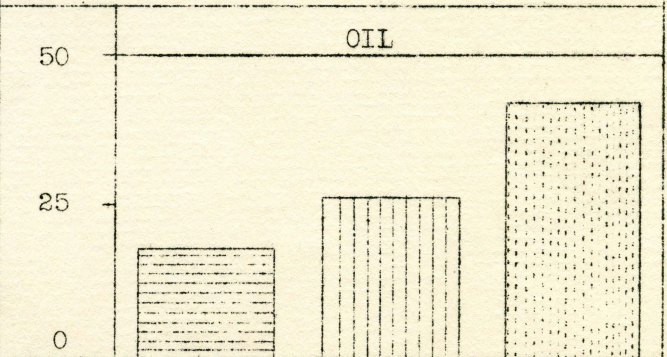
Million Pounds Jan. 1930 Jan. 1931 Jan. 1932



Thousand Pounds Jan. 1930 Jan. 1931 Jan. 1932



Million Gallons Jan. 1930 Jan. 1931 Jan. 1932



Thousand Gallons Jan. 1930 Jan. 1931 Jan. 1932

A Comparison of Mileage Statistics
(American Airlines)

| | Miles of Airways | Miles Scheduled | Miles Flown | % Scheduled Miles Flown |
|-----------|---------------------|--------------------|----------------|----------------------------|
| Jan. 1930 | 36,320 | 1,977,240 | 1,607,336 | 81.2 |
| Jan. 1931 | 49,487 | 2,753,550 | 2,475,306 | 89.9 |
| Jan. 1932 | 50,368 | 4,612,388 | 3,733,820 | 81.0 |

Passengers - Passenger-Miles

A total of 23,990 passengers were reported carried on American Airlines in January. This is 36 percent more than were reported in January of last year; more than twice as many as were recorded in January 1930 and only 3,000 less than in December, 1931. The 23,990 passengers flew a total of 6,248,262 passenger miles, or an average of 260 miles per passenger.

| | Passengers | Passenger-Miles |
|-----------|------------|-----------------|
| Jan. 1930 | 11,214 | 4,080,665 |
| Jan. 1931 | 17,549 | 4,064,869 |
| Jan. 1932 | 23,990 | 6,248,262 |

Air Mail

Air mail in January totaled 742,787 pounds, according to reports. This figure is subject to a slight change as final reports are made, but represents a 3 percent increase over January 1931 as it stands; a 31 percent increase as compared with January 1930 and is practically unchanged from the total recorded in December 1931 when heavy year-end mailings are expected.

| | Air Mail | Air Express |
|-----------|----------|-------------|
| Jan. 1930 | 566,174 | 12,846 |
| Jan. 1931 | 723,096 | 61,063 |
| Jan. 1932 | 742,787 | 83,903 |

Air Express

Air express continued to expand in January and probably will increase rapidly in importance as a source of revenue because of the well directed efforts that are being made to develop it. It was explained in the 1931 annual air transport report that much of this increase was attributable to a few lines either so situated that air express was economically necessary in spite of high rates, or because of the faster service and low rates charged in competition with other efficient carriers. The majority of Air Transport Operators who have been making moderate progress in the past without a great deal of special effort have now created special departments to carry out comprehensive plans, or are studying their particular situation carefully preparatory to drawing up a plan of action.

Fuels & Lubricants

Gasoline and oil consumed in January on scheduled flights totaled 1,477,376 and 42,878 gallons, respectively. Less than one million gallons of gasoline were consumed in January 1931, and approximately half a million gallons during the first month of 1930. Consumption of oil has shown a similar increase.

| | Gasoline | Oil |
|-----------|-----------|--------|
| Jan. 1930 | 564,545 | 18,003 |
| Jan. 1931 | 934,938 | 26,352 |
| Jan. 1932 | 1,477,376 | 42,878 |