Texas Christian University Bulletin

School of Medicine

FORT WORTH, TEXAS

ANNOUNCEMENTS

SESSION 1912-13

Yearling No 1
Almost dead. Killed and
~~Posted~~ examined by Mrs
Bittick and Allen ~~Specimen~~
Parts Taken :-
Tested for arsenic

Yearling No 2
Had been dead about
12 hours Posted by Mrs
Bittick and Allen.
Parts taken;
Tested for arsenic.

Yearling No 3
Pen 76
Almost dead. Killed and
posted by Mrs Bittick and
Falschetter.
Parts taken:
Tested for arsenic.

Yearling No 4
Almost dead. Killed and posted
by Mrs Bittick and Falschetter

Killed and posted by Dr

Cow almost dead, killed and posted by Dr Folschetter, ~~Parts examined~~ taken ~~and examined principally for lesions~~

Parts Taken:

Tested for arsenic

In case of last two animals post by Dr Folschetter, all parts were washed and placed [illegible] a pail without

FOREWORD

The Fort Worth College of Medicine with its allied departments, the Schools of Pharmacy and Nursing, is now an integral part of the Texas Christian University. As the result of negotiations conducted during the past year, the consummation mentioned above took place during the month of June, 1912. The same Board of Trustees controls both institutions, elects their faculties, and manages their affairs. This Board of Trustees, with its standing committees, is given in the pages following.

FREDERICK D. KERSHNER, *President.*

regard to contamination as they were examined especially for lesions. Consequently all parts would be liable to yield arsenic tests.

The witness case was exercised in all instances when taking parts of the ailing animals to avoid contact with any other part of the body especially the hide. ~~The where handling was necessary only [illegible] such par it was done [illegible]~~

CALENDAR FOR THE NINETEENTH SESSION

1912—September 23.—Opening Exercises in Assembly Hall.
September 30.—Entrance Examinations for removal of Conditions.
November 28.—Thanksgiving holiday.
December 21.—Christmas holidays begin.

1913—January 2.—Lectures begin after holidays.
January 27.—End of first Semester.
February 22.—Washington's Birthday.
March 2.—Texas Independence Day, holiday.
April 28.—Final examinations begin.
May 14.—Commencement Exercises.

INDEX

PAGE

Advanced Standing 43
Alumni By Classes, Revised—School of Medicine 51-56
Alumni—School of Pharmacy 75
Alumni—School of Nursing 84
Anatomy 27
Announcement—School of Pharmacy 63
Announcement—School of Nursing 83
Bacteriology—School of Medicine 33
Bacteriology—School of Pharmacy 71
Biology 32
Books—Approximate Cost of 47
Botany 69
Chemistry—School of Medicine 28
Chemistry—School of Pharmacy 68
Class of Students Admitted 43
Clinical Resources 19
Course of Study—School of Pharmacy 72
Credentials—School of Medicine 41
Curriculum by Subjects—School of Medicine 27
Curriculum by Subjects—School of Pharmacy 67
Deficiencies in Previous Courses, How Made Up 44
Dermatology and Syphilology 40
Embryology 32
Entrance Examinations—School of Pharmacy 71
Equipment—School of Pharmacy 64
Examinations, Final—School of Medicine 45
Examinations—School of Pharmacy 72
Expenses, Estimate of—School of Medicine 46
Faculty—School of Medicine 9
School of Pharmacy 61
School of Nursing 81
Fees for Examination—School of Medicine 47
Fees, Laboratory 46
Fees, School of Pharmacy 73
Genito-Urinary and Rectal Diseases 37
Gynecology 38
Histology—School of Medicine 32
Hospital Appointments 45
Hygiene—School of Pharmacy 71
Laboratories—School of Medicine 19-21
Materia Medica—School of Pharmacy 69
Matriculation Requirements—School of Medicine 41
Matriculants—School of Medicine 56
School of Pharmacy 76
School of Nursing 84
Medical Jurisprudence 40
Medical Library 21
Miscellaneous Information 47
Museum 21
Neurology 38
Obstetrics 36
Ophthalmology, Otology, Rhinology and Laryngology 37
Pediatrics 40
Pharmacology and Therapeutics 30
Pharmacy—School of Pharmacy 67
Pharmacy Jurisprudence—School of Pharmacy 71
Physiology—School of Medicine 29
Physiology—School of Pharmacy 70
Practice of Medicine 34
Prizes—School of Medicine 45
School of Pharmacy 72
School of Nursing 83
Projection Apparatus 21
Registration 44
Requirements for Graduation—School of Medicine 43
School of Pharmacy 72
Schedule of Work by Hours 22-25
School of Pharmacy 59
School of Nursing 79
Special Students—School of Medicine 43
State Medicine Hygiene and Climatology 40
Subjects—Time Allotted to School of Pharmacy 65
Surgery 35
Term of 1912 and 1913 13
Text Books—List of 48-49

BOARD OF TRUSTEES OF TEXAS CHRISTIAN UNIVERSITY

Executive Board

Term Expires 1913.

H. M. DURRETT.....Fort Worth, Texas
G. A. FARIS.....Dallas, Texas
S. M. HAMILTON.....Waco, Texas
T. E. SHIRLEY.....Hereford, Texas
H. W. STARK.....Gainesville, Texas
WM. A. WILSON.....Houston, Texas

Term Expires 1914.

S. P. BUSH.....Allen, Texas
GEORGE G. COLE, JR.....Belton, Texas
JAMES HARRISON.....Fort Worth, Texas
F. G. JONES.....McKinney, Texas
F. M. MILLER.....Waco, Texas

Term Expires 1915.

R. L. COUCH.....Dallas, Texas
DR. H. W. GATES.....Waco, Texas
C. W. GIBSON.....Waxahachie, Texas
DR. BACON SAUNDERS.....Fort Worth, Texas
H. H. WATSON.....Longview, Texas

Term Expires 1916.

J. L. CASSELL.....Fort Worth, Texas
J. J. HART.....Dallas, Texas
VAN ZANDT JARVIS.....Fort Worth, Texas
MALCOLM H. REED.....Austin, Texas
T. E. TOMLINSON.....Hillsboro, Texas

Officers of Board

T. E. TOMLINSON.....President
C. W. GIBSON.....Vice-President
E. M. WAITES.....Secretary

STANDING COMMITTEES OF TRUSTEES

Executive

T. E. TOMLINSON, Chairman;

J. L. CASSELL
G. A. FARIS
C. W. GIBSON
VAN ZANDT JARVIS
DR. BACON SAUNDERS
S. M. HAMILTON

Finance

VAN ZANDT JARVIS, Chairman;

M. H. REED
JAMES H. HARRISON
C. W. GIBSON
GEORGE W. COLE

Buildings and Grounds

C. W. GIBSON, Chairman;

H. W. GATES
H. W. STARK
J. L. CASSELL
S. P. BUSH

Auditing

JAMES H. HARRISON, Chairman;

H. M. DURRETT
F. M. MILLER

Faculty

J. J. HART, Chairman;

F. C. JONES
J. L. CASSELL
R. L. COUCH
VAN ZANDT JARVIS

Advisory Board—Term One Year

L. D. ANDERSON.....Fort Worth, Texas
W. P. BEAUMONT .....Waco, Texas
L. C. BRITE .....Marfa, Texas
ED. CASTLEMAN .....Elk, Texas
W. A. DARTER .....Fort Worth, Texas
C. I. DICKINSON .....Fort Worth, Texas
A. C. EASLEY .....Waco, Texas
MRS. R. D. GAGE.....Fort Worth, Texas
L. GOUGH .....Hereford, Texas
DR. R. H. GOUGH.....Hillsboro, Texas
DR. R. L. GREEN .....Fort Worth, Texas
B. F. HALL .....Fort Worth, Texas
COLBY D. HALL .....Waco, Texas
J. W. HOLSAPPLE .....Sherman, Texas
MRS. IDA JARVIS .....Fort Worth, Texas
MAJOR J. J. JARVIS .....Fort Worth, Texas
WILLIAM KILGORE .....Gainesville, Texas
DR. J. R. KNIGHT.....Eddy, Texas
N. H. LASSITER .....Fort Worth, Texas
J. H. LOCKWOOD .....Waco, Texas
J. C. MASON .....Dallas, Texas
C. McPHERSON .....Fort Worth, Texas
J. Z. MILLER .....Belton, Texas
E. B. RANDALL .....Fort Worth, Texas
T. S. REED .....Beaumont, Texas
J. M. REIGER .....Comanche, Texas
W. D. REYNOLDS .....Fort Worth, Texas
B. C. RHOME .....Fort Worth, Texas
J. F. SHELTON .....Fort Worth, Texas
LEROY SMITH .....Fort Worth, Texas
G. F. STEARNS .....Taylor, Texas
J. AUSTIN STRANGE .....Waco, Texas
GENERAL K. M. VAN ZANDT.....Fort Worth, Texas
J. M. VINCENT .....Fort Worth, Texas
E. M. WAITES .....Fort Worth, Texas
B. L. WOGGOMAN .....Fort Worth, Texas

Officers of the Faculty

BACON SAUNDERS, M. D., LL. D.....President of the Faculty
M. E. GILMORE, Ph. C., M. D.....Vice-President
L. A. BARBER, M. D.....Secretary

Publication Committee

R. H. NEEDHAM, Ph. C., Chairman;
WM. R. HOWARD, A. B., M. D. M. E. GILMORE, Ph. C., M. D.
W. G. COOK, B. S., M. D.

FACULTY, SCHOOL OF MEDICINE

Emeritus Professors

ELIAS J. BEALL, M. D., Fort Worth, Texas,
Emeritus Professor of Principles and Practice of Surgery and Clinical Surgery.

JULIAN T. FEILD, M. D., Fort Worth, Texas,
Emeritus Professor of Obstetrics and Clinical Gynecology.

FRANK D. THOMPSON, M. D., 703 Lamar Street,
Emeritus Professor of Gynecology.

WILLIAM R. HOWARD, A. B., M. D., 921 Cannon Avenue,
Emeritus Professor of Histology, Pathology and Bacteriology.

JAMES ANDERSON, M. D., 415 Henderson Street,
Emeritus Professor of Principles and Practice of Medicine and Clinical Medicine.

Professors

BACON SAUNDERS, M. D., LL. D., 404 Flatiron Bldg.,
Professor of Surgery and Clinical Surgery, and President of the Faculty.

K. HEBERDEN BEALL, M. S., M. D., Byers Opera House Bldg.,
Professor of Principles and Practice of Medicine and Clinical Medicine.

LYMAN A. BARBER, M. D., 100½ Main Street,
Professor of Anatomy and Secretary of the Faculty.

FRANK GRAY, M. D., 506 Taylor Street,
Professor of Diseases of the Eye, Ear, Nose and Throat.

M. E. GILMORE, Ph. C., M. D., Western National Bank,
Professor of Pharmacology and Therapeutics, and Vice-President of Faculty.

WILLIAM A. DURINGER, M. D., 317½ Main Street,
Professor of Genito-Urinary and Rectal Diseases.

JOHN D. COVERT, M. D., 209-10 F. & M. Bank Bldg.,
Professor of Histology, Pathology and Bacteriology.

ROBERT B. GRAMMER, M. D., 100½ Main Street,
Professor of Pediatrics.

GOODRIDGE V. MORTON, A. B., M. D., 317½ Main Street,
Professor of Obstetrics.

Professors—Continued

WM. ROUNDS, M. D., 11 Dundee Bldg.,
Professor of Physiology.

W. ERNEST CHILTON, M. D., 112½ W. Ninth Street,
Professor of Gynecology.

R. H. NEEDHAM, Ph. C., 204½ Houston Street,
Professor of Chemistry, Toxicology, Pharmacy, and Junior Dean of the Faculty.

WILMER L. ALLISON, M. D., Arlington Heights Sanitarium,
Professor of Nervous and Mental Diseases.

Associate Professors

WILLIAM R. THOMPSON, Touraine Bldg.,
Associate Professor Diseases of the Eye, Ear, Nose and Throat, and Dean of the Faculty.

HERMAN KINGSBURY, M. D., Western National Bank Bldg.,
Associate Professor of Histology, Pathology and Bacteriology.

EDGAR DOAK CAPPS, M. D., 304 Dan Waggoner Bldg.,
Associate Professor of Diseases of the Eye, Ear, Nose and Throat.

WILLIS G. COOK, B. S., M. D., 209-10 F. & M. Bank Bldg.,
Associate Professor of Clinical Medicine.

EWING P. HALL, M. D., 509 Flatiron Bldg.,
Associate Professor of Principles and Practice of Medicine.

WILLIAM C. DURINGER, M. D., 317½ Main Street,
Associate Professor of Genito-Urinary and Rectal Diseases.

ROY F. SAUNDERS, M. D., 404 Flatiron Bldg.,
Associate Professor of Surgery.

FRANK C. BEALL, M. D., Byers Opera House Bldg.,
Associate Professor of Surgery.

S. J. WILSON, M. D., 303 First National Bank Bldg.,
Associate Professor of Dermatology.

ALDEN COFFEY, M. D., 202 Moore Bldg.,
Associate Professor of Anatomy.

OSCAR E. VEATCH, A. B., M. D., 206 F. & M. Bank Bldg.,
Associate Professor of Physiology.

JAMES R. MITCHELL, A. B., M. D., 208-9 F. W. Nat. Bank Bldg.,
Associate Professor of Chemistry.

ISAAC A. WITHERS, M. D., 206 Wheat Bldg.,
Associate Professor of Gynecology.

Assistants

SAMUEL A. WOODWARD, M. D., 204-5 Western Nat. Bank Bldg.,
Assistant to the Chair of Medicine.

CLAUDE O. HARPER, M. D., 404 F. W. Nat. Bank Bldg.,
Assistant to the Chair of Surgery.

CHAS. H. HARRIS, M. D., 1028 Fifth Ave.,
Assistant to the Chair of Surgery.

JNO. B. CUMMINS, M. D., 08½ Main Street,
Assistant to the Chair of Obstetrics.

JOSEPH A. GRACEY, M. D., 409 Flatiron Bldg.,
Assistant to the Chair of Obstetrics.

JESSE BARDIN, M. D., Main and Exchange Ave.,
Assistant to the Chair of Pediatrics.

KENT V. KIBBIE, M. D., 112½ W. Ninth Street,
Assistant to Chair of Therapeutics and Pharmacology.

WILLIAM M. TRIMBLE, M. D., 403 Moore Bldg.,
Assistant to the Chair of Gynecology.

R. H. NEEDHAM, Ph. C., 204½ Houston Street,
Assistant to the Chair of Pharmacology and Therapeutics.

VICTOR E. BONELLI, M. D., 8 Dundee Bldg.,
Assistant to the Chair of Pharmacology and Therapeutics.

GEO. D. BOND, M. D., 309-10 Flatiron Bldg.,
Assistant to the Chair of Pharmacology and Therapeutics.

J. D. BOZEMAN, M. D., Arlington Heights Sanitarium,
Assistant to the Chair of Mental and Nervous Diseases.

R. W. MOORE, M. D., Touraine Bldg.,
Assistant to the Chair of Diseases of Eye, Ear, Nose and Throat.

FRANK G. SANDERS, M. D., Touraine Bldg.,
Assistant to Chair of Anatomy.

O. F. CARLSON, M. D., 112½ W. Ninth Street,
Assistant to Chair of Anatomy.

JNO. J. O'REILLY, M. D., 317½ Main Street,
Assistant to Chair of Genito-Urinary and Rectal Diseases.

Assistants—Continued

R. B. WEST, M. D., 100½ Main Street,
Assistant in Medical Jurisprudence and Ethics.

HOLMAN TAYLOR, M. D., 207 Western National Bank Bldg.,
Assistant in State Medicine, Hygiene and Climatology.

H. L. WARWICK, M. D., Western National Bank Bldg.,
Assistant to Chair of Physiology.

HENRY B. TRIGG, M. D., 502½ Main Street,
Assistant in Histology, Pathology and Bacteriology.

Instructors

LEONIDAS A. SUGGS, M. D., 306 Flatiron Bldg.,
Instructor in Surgery.

R. O. BROWN, Fort Worth, Texas,
Instructor in Pharmacology and Therapeutics.

L. O. GODLEY, Fort Worth, Texas,
Instructor in Chemistry.

BROOKS C. GRANT, 708 Cochran Street,
Instructor in Chemistry.

Demonstrators

F. A. HAGGARD, M. D., 4 Dundee Bldg.,
Demonstrator of Histology, Pathology and Bacteriology.

ANNA GREEVE, M. D., 210 Dan Waggoner Bldg.,
Demonstrator of Histology, Pathology and Bacteriology.

WILHELMINA VON GERBER, A. B., M. D., 313 Dan Waggoner Bldg.,
Demonstrator of Histology, Pathology and Bacteriology.

E. L. MYRICK, M. D., 205 Moore Bldg.,
Demonstrator of Anatomy.

L. O. FOSTER, M. D., 1016½ Main Street,
Demonstrator of Anatomy.

JAS. MONTGOMERY, M. D., 213-214 Wheat Bldg.,
Demonstrator of Anatomy.

D. J. SAUNDERS, Fort Worth, Texas,
Registrar and Dean's Clerk.

HISTORICAL REVIEW

The Fort Worth School of Medicine was organized as the Medical Department of the Fort Worth University in 1893. In 1894 the first class was enrolled, and the graduating class received the Degree of Doctor of Medicine in 1895. In the beginning we had fifteen full professors, with adjuncts, assistants and demonstrators to accommodate the needs of our classes. It was with some difficulty that we obtained abundant anatomic material. While our laboratories, microscopical and chemical, were not what they are now, we had enough, by working our classes in double sections, to give a good course. As our classes grew, our courses become more extended. We were one of the first medical colleges in the South to adopt a four years' course, and in 1896 we were the first in Texas to become a member of Southern Medical College Association.

The requirements of these newly acquired conditions required still further equipment and better teaching facilities. These have been added year by year as our class roll has increased, till now we have a beautiful Medical College building, the property of the school, well equipped for teaching purposes. No better facilities for teaching scientific medicine in the South and West. We now have sixty professors and instructors in the Medical Department.

We have added a School of Pharmacy, which has passed its sixth annual commencement; the success of the School of Pharmacy has been more than the most sanguine could have hoped. Like the School of Medicine, the School of Pharmacy has an efficient corps of teachers, equipped with every appointment necessary to teach scientific and practical Pharmacy.

A School of Nursing was installed five years ago, and has passed its fourth annual commencement. Some of our graduate nurses are holding some of the best hospital appointments in the South.

Our Affiliation

When the Fort Worth University moved to Guthrie, Oklahoma, to unite with the Epworth University, the Medical Department became affiliated, on the 28th of June, 1911, with the Texas Christian University. Since the close of the term of 1911 and 1912, the Texas Christian University has acquired the Medical College grounds, buildings and apparatus, and installed it, the Medical Department of T. C. U. They have reorganized the faculty, increased the teaching force, added new apparatus and established many new features, making the Fort Worth School of Medicine second to none in the Southwest.

TERM OF 1912 AND 1913.

On Monday, September 23, 1912, at 9 a. m., in the Assembly Hall of the Medical College, the opening ceremonies will take place. Prom-

inent citizens who are loyal to the cause of medical education, and members of the faculty will make seasonable addresses. The regular work will begin in the afternoon. The term extends 32 weeks. The State Board of Medical Examiners will not grant certificates after November 30th, and 80 per cent. attendance is required to constitute a legal course. Students should be here on the first day of the term and continue without interruption to the end.

Our Curriculum exceeds the requirements of the State Board of Medical Examiners, as well as those of the Council on Medical Education of the American Medical Association:

State Board .....3,550 hours.
American Medical Association .....4,100 hours.
Fort Worth School of Medicine.....5,029 hours.

Our Curriculum exceeds the American Medical Association requirements 884 hours, the State Board 1,479 hours.

Our entrance requirements are regulated by the State, and students are only received on a basis of fourteen units. Our graduates have the highest percentage before the State boards of any school in the South or West, and out of over 300 graduates, who have graduated in the past eighteen years and have applied to State Boards, only two have failed, the best record of any school in the South.

Notwithstanding the efforts of wealthy medical college syndicates to overthrow all Southern schools of medicine, by the unjust criticism of their agents, who know little of our methods of teaching, nothing of our legal requirements, and much less of the ability and success of our Southern practitioners, this action should not deter the schools of the South from maintaining the high standard of medical education which bring them the success they so justly deserve.

COLLEGE BUILDING.

The engraving in the front of our catalogue shows the beautiful and commodious College building, made of gray brick and stone. The building is owned by the institution and cost more than $60,000 for building and grounds, not including equipment. It has a floor space of over 25,000 square feet, well lighted and ventilated. The floor plans following show the conveniences and facilities for work.

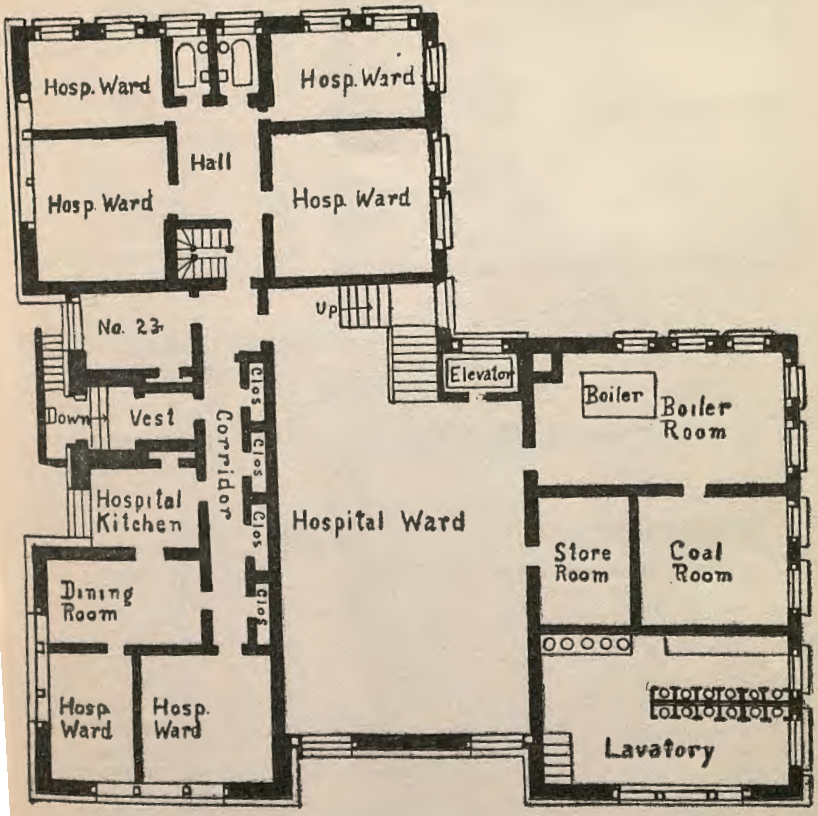

First Floor Plan

The first floor contains seven hospital wards of sufficient room for 50 beds, bath rooms, dining room, kitchen, private rooms, linen closets, boiler room, coal room, supply room, lavatory, etc.

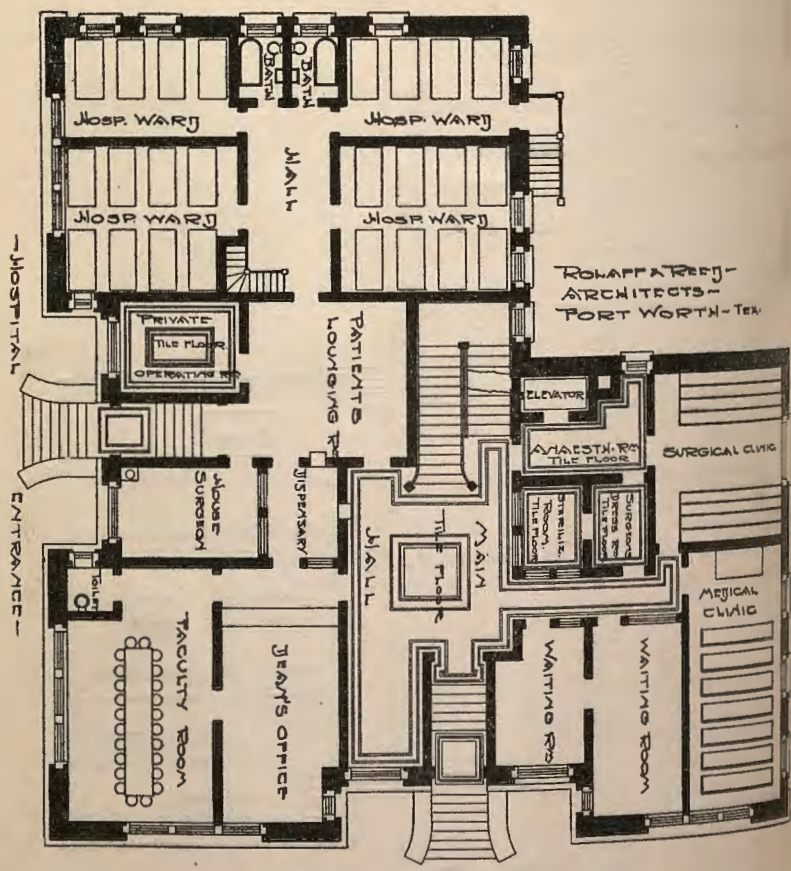

—SECOND FLOOR PLAN

The Hospital Department, on the second floor, contains four hospital wards with twenty-five beds, two bath rooms, private operating room, surgical clinical amphitheater, anesthetizing room, sterilizing room, surgeon's dressing room, medical clinical room, clinic waiting room, house surgeon's room, drug store and patients' lobby.

The College Department contains library and faculty room, Dean's office, students' lobby, etc., as shown above.

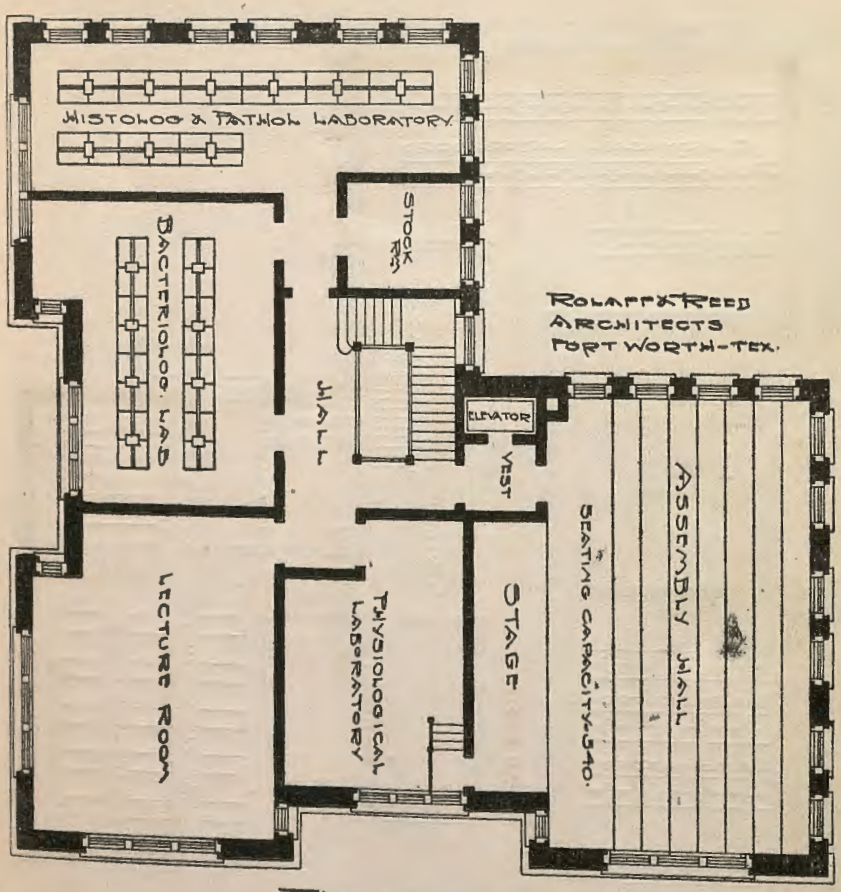

THIRD FLOOR PLAN.

On the third floor the Assembly Hall seating 300, fitted with a Zeiss epidiascope, physiologic, histologic and bacteriologic laboratories, lecture room seating 75, stock room, hallways, elevator, etc., are situated.

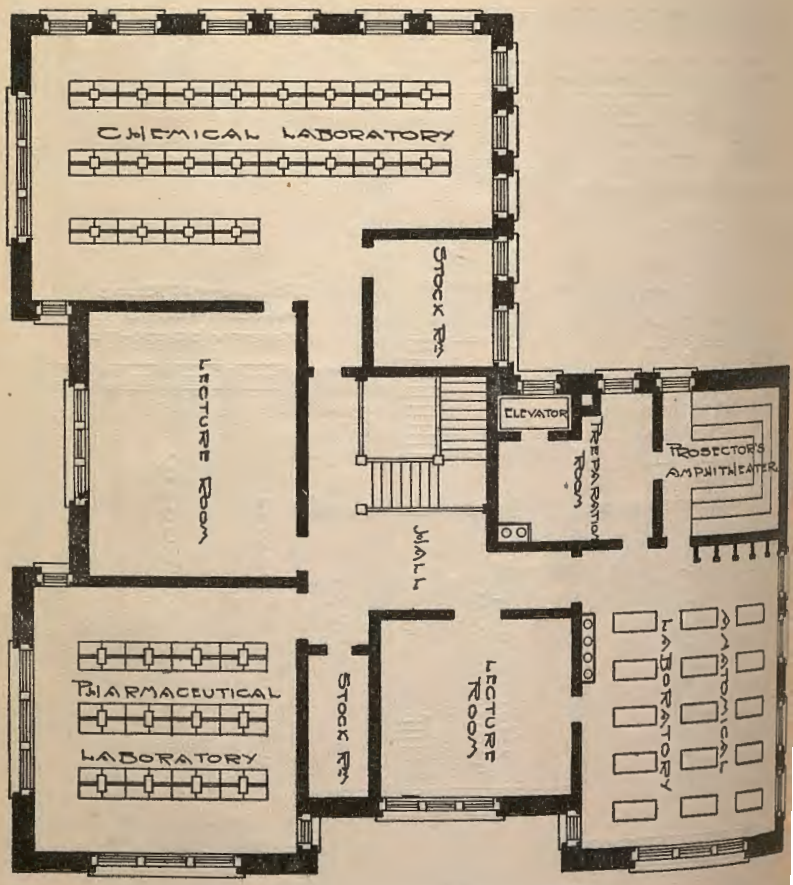

·FOURTH FLOOR PLAN·

On the fourth floor are the dissecting room, anatomic preparation room, anatomic and autopsy amphitheater, museum and section study room, chemical laboratory, chemical stock room, chemical lecture room, pharmaceutic laboratory, stock room, halls, etc., arranged as shown above, with ample room and light.

CLINICAL RESOURCES.

The rapidity with which our city is growing, its manufacturing industries, railroads, street car and interurban lines, service corporations and its rapid increase in population, reaching near the 100,000 mark, makes it a place unsurpassed for clinical advantages. Not only this but the outlying territory, tributary to this place, reached by 24 railroad and interurban lines, makes it a natural distributing point to the great Northwest, West and Southwest. These are important factors, offering an enormous clinical field, unexcelled by any city of its size in the country.

The city and county have placed their sick in the Medical College hospital, making it a city and county hospital, placing under our supervision the entire charity medical work for medical instruction.

COLLEGE DISPENSARY.

On the second floor of the college building is located the dispensary, and consists of patients' waiting room, a medical and surgical amphitheater with capacity for seating the Junior and Senior classes; connected with this are dressing, sterilizing and anesthetizing rooms. Members of the Junior and Senior classes have daily work in the dispensary and clinical laboratory, under the supervision of instructors, where they become acquainted with many diseased conditions.

Physicians are invited to refer patients to this clinic, for treatment, on condition that such patients are indigent, or merely able to pay for hospital service.

ST. JOSEPH'S INFIRMARY.

St. Joseph's Infirmary is located in the southern part of the city, readily accessible by a 12-minute car service. It is situated upon a high plateau, and is surrounded by spacious grounds. It is owned and operated by the Sisters of the Incarnate Word, who completed in 1907 a large wing, making room for 200 beds, four large wards, two operating rooms, in one of which a commodious amphitheater has been erected for the use of the upper classes of this school and the professional friends of the hospital. This is perhaps the largest and best equipped hospital in the South, having room for more than 400 beds. Every Saturday a large surgical clinic will be held here by the Professor of Surgery, and both Juniors and Seniors will have equal opportunity of witnessing most of the principal surgical operations. The usefulness of the hospital is greatly enhanced by an efficient training school for nurses.

THE CHEMICAL LABORATORY.

The chemical laboratory occupies a room 48x25 feet on the fourth floor. It is fitted with 155 cabinet desks, accommodating 155 men. The desks are provided with drawers, lockers, water, gas, and furnished with reagents and chemical apparatus.

The department has a store room 12x18 feet, which may be used for a private laboratory for special and research work of the instructors. It contains an ample supply of the best chemical apparatus obtainable in American and German markets. The equipment of this laboratory, for its size, is equal to that of any other American medical college.

The laboratory connects with the chemical lecture hall, which accommodates 75 men, and is fitted with blackboards, demonstration desks, etc., necessary for chemical lecture work.

HISTOLOGIC AND PATHOLOGIC LABORATORY.

This laboratory is situated on the north end of the third floor of the building. It is 16x44 feet, and fitted with desks and lockers of progressive heights to enable all to have advantage of the ten large windows. The laboratory has compound microscopes and accessories sufficient to accommodate 50 men with individual outfits.

A large store-room stores material for this laboratory and the bacteriologic laboratory, which may be used for a private laboratory for the special and research work of the instructors. It is fitted with drawings, mounted specimens, gross pathologic and histologic material from home and other American and foreign centers, microtomes, stains, chemical supplies, etc.

THE BACTERIOLOGIC LABORATORY.

The bacteriologic laboratory occupies the west side of the third floor. It has desks similar to the chemical laboratory, equipped with drawers, lockers, water, gas, bacteriologic apparatus, etc., sufficient to supply 45 men. The laboratory is furnished with incubators, individual and general, culture media, sterilizer, animal cages, and everything necessary to give a practical individual demonstration course in the nature, growth and pathologic properties of the principal micro-organisms. The laboratory is connected with the pathologic laboratory and utilizes the same stock room.

THE PHYSIOLOGIC LABORATORY.

The physiologic laboratory is on the second floor. This department has this year added to its equipment a complete new outfit. The department possesses a good lecture room with good slate boards and necessary apparatus for the standard experimental courses in physiology.

ANATOMIC LABORATORIES.

The dissecting room occupies the fourth floor, having the full east and south ventilation. It has a good cement floor and direct sewer drainage. It is provided with fifteen dissecting tables, accommodating 60 second year men and 120 first year men. This department is provided with good lockers, lavatories, lights, etc.

Connected with this room is the anatomic amphitheater, lighted by window and skylight, provided with fine slate boards and accommodating with raised seats 60 men. Here anatomic demonstrations are given on the cadaver. The room is also used for autopsy work and demonstrations in operative surgery.

This department is also provided with a preparation room with cement floor, direct elevator connections, water and light, with all appliances for the preservation of bodies.

The anatomic study laboratory is an important part of this department. Here is placed a large central table with chairs for section study. The walls are fitted with cases containing models, charts, dissections, cross sections, colored bones graphically showing muscular attachments, embryologic preparations, pathologic specimens, anatomic library, etc. The annual six weeks' course on brain dissection is given here.

The bone room is furnished with a large collection of well classified disarticulated bones for the practical study of osteology. Tickets are

secured at the Dean's office for $2.00, entitling holders to draw bones for study according to the printed rules issued with the tickets.

THE CLINIC LABORATORY.

This laboratory is supplied with the necessary chemical apparatus and reagents, sphygmomanometers, blood counting apparatus, microscopes, hemaglobinometers, dark ground illuminators, etc. The laboratory is in charge of competent instructors and is used by Senior and Junior students on assigned cases from the various clinics. The work here forms a valuable adjunct to the instruction given in the clinical courses.

PROJECTION APPARATUS.

Desiring to give students every available teaching advantage, the faculty has placed in the Assembly Hall the finest projection apparatus purchaseable—a combined Epidiascope and Episcope, manufactured by Dr. Carl Zeiss, Jena, and imported at a large expense especially for this school. The instrument throws upon the screen the brilliantly illuminated image of all objects of a size to be placed within it. Cuts, plates, illustrations from books, drawings, models, physical apparatus, small plants and animals, pathological and anatomical specimens, etc. It also projects lantern slides, micro-photographs, microscopical slides, hanging cultures of bacteria, etc. The instrument presents a wide range of applicability and will greatly increase the scope of illustrated teaching. During the past year we have purchased an Edinger Drawing and Projection apparatus for use in Histology, Pathology and Bacteriology. With the aid of this apparatus various slides can be shown, with ease and rapidity. We consider this one of our most valuable additions to our laboratory equipment.

THE MEDICAL LIBRARY.

During the past year a medical library of about 1,000 volumes has been placed in the faculty room. It is conveniently arranged for reference and consists of standard medical works, systems of medicine and bound volumes of some of the leading journals. There is also an excellent file of the current medical journals.

MUSEUM.

This consists of normal anatomic dissections. Several curious malformations and deformities. Numerous specimens useful in the study of embryology. A large number of pathologic specimens, general and special, including tumors of every class. Many specimens of bone illustrating the different conditions produced by disease. A large number of plaster casts, showing sections and dissections richly colored showing the relation of nerves, vessels, muscles, etc. Plaster casts of all parts of the human body, showing the relation of the viscera, in colors. Many charts in colors illustrating the microscopic structure of the different organs and the elementary tissues, as well as illustrating the phenomena of pathologic conditions (schematic). New material is constantly being added. Many of the specimens are already in good condition and soon all will be in proper containers, properly labeled and catalogued.

SCHEDULE OF WORK

First Year.

	Hours per Week		TOTAL	
Anatomy—	Lab.	Lab. & Rec.	Lab.	Lab. & Rec.
Demonstrations and Recitations...	..	4	..	120
Dissection (20 weeks).....	10	..	200	..
Osteology (1st semester).....	..	4	..	60
Biology, Histology and Embryology—				
Biology (8 weeks).....	4	..	32	..
Histology, Lectures (20 weeks)....	..	3	..	60
Laboratory (14 weeks).....	8	..	112	..
Embryology, Lectures (10 weeks).	..	3	..	30
Laboratory (8 weeks).....	4	..	32	..
Chemistry—				
Inorganic, Lectures (20 weeks)....	..	3	..	60
Laboratory (16 weeks).....	4	..	64	..
Organic, Lectures (10 weeks).....	..	3	..	30
Qualitative Analysis (10 weeks)...	4	..	40	..
Quantitative Analysis (4 weeks)...	4	..	16	..
Physiology—				
Lectures and Demonstrations.....	..	3	..	90
Laboratory (2nd semester).....	4	..	60	..
Pharmacology (Introductory)—				
Pharmacognosy (20 weeks).....	..	4	..	80
Pharmacy, Laboratory (10 weeks).	4	..	40	..
Bacteriology—				
Lectures	..	2	..	60
			596	590

Total hours: Laboratory, lectures and recitations.....1186

Second Year.

	Hours per Week		TOTAL	
Anatomy—	Lab.	Lab. & Rec.	Lab.	Lab. & Rec.
Demonstrations and Recitations...	..	3	..	90
Dissection (16 weeks).....	10	..	160	..
Anatomy of Special Senses (2nd semester)	..	2	..	60
Anatomy of Nervous System (2nd semester)	4	2	60	30
Chemistry—				
Organic, Lectures (10 weeks).....	..	3	..	30
Laboratory (10 weeks).....	4	..	40	..
Physiological Chemistry, Lectures (16 weeks)	..	3	..	48
Physiological Chemistry, Laboratory (20 weeks).....	4	..	80	..
Toxicology, Lectures (4 weeks)...	..	3	..	12
Newer Remedies (Special Lectures)	..	..	..	6
Physiology—				
Lectures	..	3	..	90
Laboratory (10 weeks).....	6	..	60	..
Pharmacology—				
Lectures (20 weeks).....	..	2	..	40
Laboratory (10 weeks).....	4	..	40	..
Bacteriology—				
Lectures and Recitations.....	..	2	..	60
Laboratory (13 weeks).....	12	..	156	..
			596	466

Total hours: Laboratory, lectures and recitations.....1062

Third Year.

	Hours per Week		TOTAL	
	Clinics.	Lec. or Rec.	Clinics.	Lec. or Rec.
Therapeutics—				
Lectures (20 weeks)	..	20	..	40
Electro-Therapeutics (10 weeks)	..	1	..	10
Medicine—				
Medical and Clinical Diagnosis	..	2	..	60
Clinical Laboratory	*2	..	*60	..
General Medicine—				
Lectures	..	4	..	120
Medical Clinics	2	..	..	60
Clinical Pathology	*2	..	*60	..
Surgery—				
Principles of Surgery	..	2	..	60
Minor Surgery and Bandaging	..	2	..	60
Fractures and Dislocations	..	1	..	30
Dispensary Clinics	6	3	180	90
Pathology—				
Lectures	..	3	..	90
Laboratory (17 weeks)	*12	..	204	..
Obstetrics—				
Lectures and Recitations	..	2	..	60
Clinics	..	..	..	..
Gynecology—				
Lectures and Recitations	..	2	..	60
Neurology—				
Lectures	..	2	..	60
Pediatrics—				
Lectures and Recitations	..	1	..	30
Clinics	1	..	30	..
State Medicine, Hygiene and Climatology—				
Lectures and Recitations	..	1	..	30
Demonstrations (15 weeks)	*1	..	*15	..
Medical Jurisprudence—				
Lectures and Recitations	..	2	..	60
			549	920

Total hours: Clinics, lectures and recitations 1469

*Indicates laboratory work.

Fourth Year.

	Hours per Week		TOTAL	
Medicine—	Clinics.	Lec. or Rec.	Clinics.	Lec. or Rec.
Lectures and Recitations	..	4	..	120
Dispensary and Bedside Clinics	6	..	180	..
Surgery—				
Practice of Surgery	..	2	..	60
Surgical Anatomy (1st semester)	..	2	..	30
Dispensary and Bedside Clinics	6	..	180	..
Clinic, St. Joseph's Infirmary	3	..	90	..
Orthopedic Clinic	1	..	30	..
Operative Surgery (2nd semester)	*3½	..	*52	..
Pathology—				
Special and Post Mortem	..	1	..	30
Obstetrics—				
Lectures and Demonstrations (Each Senior student must attend at least five cases under an instructor.)	..	2	..	60
Gynecology—				
Lectures and Recitations	..	2	..	60
Clinics	2	..	60	..
Neurology—				
Clinical Lecture	1	..	30	..
Pediatrics—				
Lectures and Recitations	..	1	..	30
Clinics	2	..	60	..
Eye, Ear, Nose and Throat—				
Lectures and Recitations	..	2	..	60
Clinics	2	..	60	..
Dermatology—				
Lectures	..	1	..	30
Clinics	1	..	30	..
Genito-Urinary and Rectal—				
Clinical Lectures	2	..	60	..
			832	480

Total hours: Clinics, lectures and recitations.....1312

*Indicates laboratory work.

CURRICULUM BY SUBJECTS

ANATOMY

Professor, Lyman A. Barber, M. D.
Associate Professor, Alden Coffey, M. D.

Assistants:

Olif F. Carlson, M. D. — Frank G. Sanders, M. D.
E. L. Myrick, M. D. — J. W. Head, M. D.

Demonstrators:

L. O. Foster, M. D. — James T. Montgomery, M. D.

A systematic course of instruction in gross human anatomy is provided during the first two years, consisting in individual dissecting, recitations and demonstrations.

The dissection work is given as a two years' course. Abundant well-prepared and injected material is supplied for the work, with demonstrators constantly in attendance. For purposes of dissection the body is divided into parts, viz: (1) Upper extremity; (2) Lower extremity; (3) Thorax and thoracic viscera, abdomen and abdominal viscera, including perineum. The classes are assigned in groups to the various parts, and upon the satisfactory completion of the dissection of one part the student is assigned to another. Quizzes are held each week for the various groups on the work done.

First Year.

I. DISSECTING.—Ten hours a week for twenty weeks.—*Drs. Sanders, Myrick, Foster and Montgomery.*

II. OSTEOLOGY.—Four recitations a week during the first semester.—*Dr. Carlson.*

III. QUIZZES.—One a week on work done in dissecting (in groups) throughout the year.—*Drs. Sanders, Myrick, Foster and Montgomery.*

IV. DEMONSTRATIONS.—Three a week throughout the year.—*Profs. Barber and Coffey.*

Second Year.

I. DISSECTING.—Ten hours a week for sixteen weeks.—*Drs. Sanders, Myrick, Foster and Montgomery.*

II. DEMONSTRATIONS.—Three a week during entire year.—*Prof. Barber.*

III. ANATOMY OF THE SPECIAL SENSES.—Once a week during second semester.—*Dr. Head.*

OSTEOLOGY OF THE ORGANS OF SPECIAL SENSES.—One hour a week second semester.—*Dr. Head.*

IV. ANATOMY OF THE NERVOUS SYSTEM.—Laboratory work, lectures and quizzes, six hours a week during second semester.—*Profs. Barber and Coffey.*

CHEMISTRY

Professor, R. H. Needham, Ph. C.
Assistant, Jas. R. Mitchell, A. B., M. D.
Instructors:
Mr. L. O. Godley Mr. Brooks C. Grant

First Year.

I. INORGANIC CHEMISTRY.—This course extends through the first sixteen weeks of the year and consists of a consideration of chemical physics, principles of chemistry, non-metals and their combinations, metals and their combinations.

LECTURES.—Two a week. QUIZ.—One a week. LABORATORY.—Four hours per week.—*Dr. Mitchell and Mr. Grant.*

II. QUALITATIVE ANALYSIS.—The study of qualitative analysis is taken up during the last ten weeks and the major portion of the time is devoted to laboratory work. The analytical work embraces the separation of the metals into the different groups, separation of metals and detection of acids. Each student is expected to analyze at least one unknown of each group of metals.

III. QUANTITATIVE ANALYSIS.—Brief course volumetric analysis and quantitative estimations; four weeks' laboratory work.

LECTURES AND LABORATORY.—Four hours per week.—*Dr. Mitchell and Mr. Grant.*

IV. ORGANIC CHEMISTRY.—The last ten weeks is devoted to lectures on organic substances, the constitution and classification, the derivation and constitution of organic compounds. Special attention is given to those hydrocarbons and derivatives of importance in medical and pharmaceutical use. This course must precede second year chemistry.

LECTURES.—Three hours per week.—*Dr. Mitchell.*

Second Year.

I. ORGANIC CHEMISTRY.—A ten weeks course, embracing a review of first year organic chemistry and covering the nitro and ammonium derivatives and the benzene compounds. Special attention is given to the simpler alkaloids and glucosides. Laboratory work is required in which the student manufactures many of the simple organic compounds and applies tests for identification.

LECTURES AND RECITATIONS.—Three hours per week.—*Prof. Needham.*

LABORATORY.—Four hours per week.—*Prof. Needham and Mr. Godley.*

II. PHYSIOLOGIC CHEMISTRY.—A sixteen weeks course following organic chemistry, in which the fats, carbohydrates and proteins as to their chemical composition and the changes which they undergo

when appropriated to the use of the body are studied. The sources, uses and composition of enzymes and digestive fluids; the digestive products, their chemical composition, use and destination are given careful consideration. Each student is required to make both qualitative and quantitative examinations of stomach contents. The chemistry and use of blood and bile are studied, and tests for identification applied in the laboratory. The composition of milk, chemical analysis, tests for fat content and standard purity; special attention is paid to tests for preservatives.

Urine, including its normal and pathologic study, is taken up during the latter part of the term. Special attention is given to the detection of albumen and sugar, and qualitative and quantitative estimations of normal and pathologic constituents are made by each student. Sedimentation is produced with the centrifuge and microscopic examinations are made.

LECTURES AND RECITATIONS.—Three hours per week.—*Prof. Needham.*

LABORATORY.—Four hours per week.—*Prof. Needham and Mr. Godley.*

III. TOXICOLOGY.—This study will consist of a course of about twelve lectures, covering the definition of poisons, both organic and inorganic; their avenues of entrance into the body; their occurrence in food products; their classification as to source and action; the chemical and physiologic detection and identification; antidotes and treatment.

LECTURES AND DEMONSTRATIONS.—Second semester.—*Prof. Needham.*

IV. NEW AND NON-OFFICIAL REMEDIES.—A series of six lectures on the latest non-secret preparations comprising modern materia medica.

LECTURES.—Second semester.—*Prof. Needham.*

PHYSIOLOGY

Professor, Wm. Rounds, M. D.
Associate Professor, Oscar E. Veatch, A. B., M. D.
Assistant, H. L. Warwick, M. D.

First Year.

I. LECTURES AND DEMONSTRATIONS.—Three hours a week.—*Dr. Veatch.*

(a) GENERAL PHYSIOLOGY.—Cellular biology and the physiology of muscle and nerve-tissue and of the muscular system.

(b) SPECIAL PHYSIOLOGY.—The physiology of circulation and respiration, physiology of digestion and secretions, and the physiology of the blood.

II. LABORATORY WORK.—Four hours a week during second semester. Course includes study of chemistry of organic food stuffs, composition of digestive secretions and action of enzymes.

Under general physiology, attention will be given to the chemistry of muscle and nerve, phenomena of contraction and conduction, and electrical phenomena, and, in special physiology, demonstrations of velocity and pressure of blood flow, phenomena of pulse and heart beat, with such other experiments as may be deemed necessary for thorough understanding of the subject as outlined in the text.....

Second Year.

I. LECTURES AND DEMONSTRATIONS.—Three hours a week.

Metabolism and excretion; physiology of the special senses; physiology of the central nervous system, and physiology of reproduction.—*Prof. Rounds and Dr. Warwick.*

II. LABORATORY WORK.—Six hours a week for ten weeks, covering physiology of metabolism and excretion, physiology of the central nervous system and of special senses. In this, as also in first year laboratory work, students will, where practicable, be required to perform the experiments and to keep accurate notes of their observations. .....

PHARMACOLOGY AND THERAPEUTICS

Professor, Marquis E. Gilmore, Ph. C., M. D.

Assistants:

Kent V. Kibbie, M. D.	R. H. Needham, Ph. C.
V. E. Bonelli, M. D.	R. O. Brown
Geo. D. Bond, M. D.	..... (to be filled)

The department of pharmacology and therapeutics has a full laboratory equipment for the study of the principals of materia medica, pharmacy and the physiological action of drugs.

The course of instruction consists of laboratory work, lectures and recitations. The work of the first year consists of a study of crude drugs and the principals of pharmacy. The work of the second year covers the physiological action of drugs. The third and fourth year instruction embraces the principals of the therapeutic application of all remedial agents.

The laboratory cabinets contain all the more important drugs and chemicals and their preparations.

First Year.

INTRODUCTORY PHARMACOLOGY.

I. PHARMACOGNOSY.—This course is designed to familiarize the student with all the more important crude drugs.

Four hours a week for twenty weeks will be devoted to a study of their names, origin, history, physical appearance and composition, etc.—*Dr. Bonelli.*

II. PHARMACY.—Following the above course the class will devote four hours a week for ten weeks to the principals and practice of

pharmacy. This time will be spent in the pharmacy laboratory in the manufacture of U. S. P. preparations.

Short laboratory lectures will be given each period on the theory and practice of pharmacy and the rudiments of prescription writing.—*Prof. Needham and Mr. Brown.*

Second Year.

PHARMACOLOGY.

I. LECTURES AND RECITATIONS.—Two hours a week for twenty weeks.

The lectures are devoted mainly to the physiological action of drugs on the lower animals and man, and is preliminary to the laboratory course.—*Dr. Kibbie.*

II. LABORATORY.—Four hours a week for ten weeks. Devoted to animal experiments. The students will be divided into groups of 2, 3 or 4 as occasion demands and each group will perform experiments designed to demonstrate the action of various drugs upon the physiological systems of the body. Experiments too difficult for the students to perform will be demonstrated by the instructor in charge. .....

Third Year.

THERAPEUTICS.

I. LECTURES.—Two hours a week for twenty weeks will be devoted to a consideration of the relation between drug action and the disturbed physiology of disease; and to the therapeutic application of medicinal and other remedial agents in the treatment of disease.—*Prof. Gilmore.*

ELECTROTHERAPEUTICS.

I. LECTURES AND DEMONSTRATIONS.—One hour for ten weeks. The uses of electricity in its application to the diagnosis and treatment of disease will be given. Special emphasis will be made upon X-Ray diagnosis.—*Dr. Bond.*

Fourth Year.

I. THERAPEUTIC CLINIC.—One hour a week will be given to applied Therapeutics, demonstrating the mode of administration and application of remedial agents. Remedial agents other than drugs will be demonstrated, namely: Hypodermoclysis, Infusion, Enteroclysis, Lavage, Bloodletting, Massage, Hyperemic and Movement Therapy, and the uses of heat and cold.

Students are expected to prescribe for all patients brought before the class; these prescriptions, with the diagnosis, being subjects for general discussion.—*Prof. Gilmore.*

HISTOLOGY, PATHOLOGY AND BACTERIOLOGY (INCLUDING EMBRYOLOGY AND BIOLOGY)

Professor, John D. Covert, M. D.
Associate Professor, Herman B. Kingsbury, M. D.
Assistant, Henry B. Trigg, M. D.

Instructors:

Anna M. Greve, M. D.
Fred A. Haggard, M. D.
Wilhelmina Von Gerber, A. B., M. D.
Jas. Thompson

First Year.

I. LECTURES AND RECITATIONS.—This branch will be taught by lectures and recitations.

The normal tissues of the human body; their structure, growth and development, relations and functions will be thoroughly studied and explained by lectures, drawings, etc. Three periods a week during twenty weeks.

A mid-term examination will be given. Students failing to pass will make up the deficiency at the final examinations at the close of the term.—*Dr. Henry B. Trigg.*

II. LABORATORY WORK AND QUIZZES.—This work will be given in the histology laboratory. Each student will be furnished with a microscope, accessories and reagents for his own use. The specimens given out will be so arranged as to give the student a knowledge of microscopic anatomy.

During the course he will have a nice collection of slides, about 125 specimens, which will be of use to him for future reference and study.

Students will be required to make drawings and write descriptions of the specimens studied. This will give a more accurate knowledge of the elementary structures.

An interesting feature will be the identification of unknowns.

Eight hours a week for fourteen weeks will be given to laboratory work.—*Prof. Kingsbury, Drs. H. B. Trigg and Greve.*

EMBRYOLOGY.

I. LECTURES AND RECITATIONS.—Two lectures per week during ten weeks immediately following lectures in Histology.—*Dr. Von Gerber.*

II. LABORATORY.—Four hours per week for eight weeks. This work will begin at completion of histology laboratory.—*Dr. Von Gerber.*

BIOLOGY.

I. LABORATORY.—This course will be given at the close of the Embryology laboratory. Four hours per week will be given for eight weeks.

The student is required to study and make drawings of various unicellular organisms, both animal and vegetable.—*Mr. Thompson.*

BACTERIOLOGY.

First Year.

I. LECTURES.—The definition, classification and morphology of bacteria; their role in nature; sterilization methods; chemistry and commercial bacteriology are studied. The action and production of toxins, ptomains, the phenomena of immunity and infection will be explained. Lectures twice a week.—*Prof. Covert.*

Second Year.

I. LECTURES.—Didadic lectures and quizzes, two hours a week, will be continued through the entire session.—*Prof. Kingsbury.*

II. LABORATORY WORK.—This work will be pursued for twelve hours a week for thirteen weeks. This will be a practical course and examinations will be graded according to work done and on the identification of unknowns.

Beginning with the preparation of the various culture media, the student makes pure cultures of various organisms and takes up staining technic. One-half of the course will be taken up in culture and growth of the most important non-pathogenic germs. When the student has acquired sufficient care and skill in handling germs some of the principal pathogenic organisms, as, Anthrax, Malignant Oedema, Tetanus, Tuberculosis, Pneumonia, Glanders, Diphtheria, Typhoid, Gonorrhea, etc., will be studied in a similar manner. Special attention will be given to animal experiment, opsonic index determination, the making of blood cultures, water and milk analysis, the preparation of autogenous vaccines, miscroscopic examination of sputa for Tuberculosis, Gonorrheal discharge, Widal agglutination and serum tests. Bacteriologic diagnosis will be made a careful study. This course will be of a practical nature and interests the student in making a clinical diagnosis.—*Drs. Haggard and Greve.*

PATHOLOGY.

Third Year.

I. Three hours a week during the entire session will be devoted to lectures and quizzes on general pathology. The causes of disease, the various retrograde changes, infiltrations, degenerations, necroses, atrophy, hypertrophy, regenerations, inflammations, tumors, malformations, etc., will be thoroughly covered.—*Prof. Covert.*

II. LABORATORY WORK AND QUIZZES.—This course does not contemplate the making of pathologists of every student, but giving the possibilities of the attainments of the laboratory and the acquaintance with the methods which enable them to understand and diagnose disease.

Twelve hours a week for seventeen weeks are devoted to this work during which time students are presented with more than 150 specimens for examination and study. These specimens illus-

trate nearly all the pathologic changes in the body—the result of various diseased conditions—including pathology of the blood. Students will be required to write a description and make drawings of each specimen studied. These specimens may be kept by the student for future reference and study.

A special course of this department will be practical demonstrations in the technic of preparing specimens; their hardening, cutting and staining; also instruction in the use of the freezing microtome.—*Prof. Kingsbury.*

Fourth Year.

I. SPECIAL PATHOLOGY, POST-MORTEM AND POST-MORTEM TECHNIC.—Lectures on special pathology will be illustrated by fresh and museum specimens and microscopic preparations.

Autopsy technic will be thoroughly demonstrated on the cadaver and by lectures and quizzes.

Each student will be required to write protocols of every autopsy, which with the demonstration of the microscopic findings, will give a complete record of the year's work.

One hour a week during entire session.—*Prof. Covert.*

PRACTICE OF MEDICINE
(Including Work in the Clicinal Laboratories)

Professor, K. Heberden Beall, M. S., M. D.

Associate Professors:

Willis G. Cook, B. S., M. D. Ewing P. Hall, M. D.

Assistant, Samuel A. Woodward, M. D.

Instructor, Wilhelmina Von Gerber, B. A., M. D.

Third Year.

I. MEDICAL DIAGNOSIS.—The instruction in this course is didatic and clinical and occupies two hours a week during the entire school term. Quizzes on text-book study, exercises in history taking with practical, personally supervised work upon the patient comprise this course. The out-door clinics and hospital patients will furnish abundant material for class room work. A thorough training in *systematic* physical examinations, the use of modern aids and methods in diagnosis will simplify the work and prepare the student in this most important branch.—*Prof. Cook.*

II. CLINICAL DIAGNOSIS.—Two hours a week will be devoted to the examination of sputum, gastric contents, urine, feces, pus, blood, etc. Practical instruction in the use of the microscope in blood counting, hemolytic and Widal reactions, blood stainings, including dark ground illumination work, will form an important part of this course, giving the student a practical knowledge of the importance of laboratory methods as an adjunct in clinical diagnosis.—*Dr. Von Gerber.*

III. General Medicine.—Four hours a week during the entire term will be given to lectures and recitations upon general medicine. An effort will be made to cover the entire field of medical diseases, leaving to the fourth year the more detailed study of specific diseases. Especial emphasis will be laid on the study of tropical diseases and especially the more prevalent diseases of the southwestern part of the United States.—*Profs. Beall, Hall, and Drs. Woodward and* .....

IV. Clinics.—During a part of the term the third year students are required to attend the clinics given to the fourth year students.

Fourth Year.

I. General Medicine.—Four hours a week in lectures and recitations will be given to the study of general medicine with, as in the third year, especial attention being given to tropical diseases, and especially to the prevalent diseases of this locality.—*Profs. Beall, Hall, and Drs. Woodward, and* .....

II. Clinics.—Six out-door clinics will be held at the college hospital, and full use will be made of the patients in the hospital for bedside teaching. Each student will be required in turn to take the history and make the preliminary study of the patient, making such examinations as may be neecssary of the sputum, blood, urine, foeces, etc.—*Profs. Beall, Cook, Hall ,and Drs. Woodward and Gilmore.*

SURGERY.

Professor, Bacon Saunders, M. D., LL. D.

Associate Professors:

F. C. Beall, M. D. R. F. Saunders, M. D.

Demonstrators:

Chas. H. Harris, M. D. C. O. Harper, M. D.

Instructor, Leonidas A. Suggs, M. D.

Third Year.

I. Principles of Surgery and Surgical Pathology.—The aim of this course will be to teach the student in a thorough manner the causes, symptoms, and course of surgical diseases. It will be covered by one didatic lecture a week supplemented by quizzes and demonstrations of clinical cases and pathological material.—*Prof. F. C. Beall.*

II. Minor Surgery and Bandaging.—Two lecture periods each week during the Junior term will be devoted to thoroughly acquainting the student with the practical use of bandaging and the proper method of preparation and application of surgical dressings in minor injuries. In this course each student will be required to do the work under the supervision of the instructor.—*Dr. C. O. Harper.*

III. FRACTURES AND DISLOCATIONS.—One hour each week during the Junior term will be devoted to this subject. The diagnosis and treatment of these important injuries will have a thorough and practical consideration. The selection of proper mechanical appliances will have careful consideration and practical demonstration, in which the individual student will be expected and required to participate.—*Dr. Chas. H. Harris.*

IV. OUTDOOR SURGICAL CLINICS of one hour will be given at the college every week day during the term by the surgical staff. Prof. Bacon Saunders or Prof. R. F. Saunders will hold a special surgical clinic of two or more hours (generally three to five hours) in the clinical amphitheater of St. Joseph's Infirmary, every Saturday. The Junior students are urged to attend these clinics whenever their other duties will permit.

Fourth Year.

I. PRACTICE OF SURGERY.—In lecture periods of two hours each week during the term Prof. Saunders will give thorough and comprehensive instruction in the practice of surgery, covering the diagnosis and treatment of surgical conditions and diseases.

II. SURGICAL ANATOMY AND OPERATIVE SURGERY.—Prof. Roy F. Saunders will give a comprehensive review of surgical anatomy in lectures, recitations and quizzes, covered by periods of two hours each week during the first semester.

III. CLINICS.—Outdoor surgical clinics of one hour each week day during the term will be held at the college hospital by the Professor of Surgery, the Associate Professors and Assistants. Prof. Bacon Saunders or Prof. Roy F. Saunders will also hold a clinic every Saturday during the term at the clinical amphitheater of St. Joseph's Infirmary.

IV. ORTHOPEDIC CLINIC.—One hour each week during the term will be given this subject by Dr. Leonidas A. Suggs.

V. OPERATIVE SURGERY ON THE CADAVER.—During the second semester this course will include not less than 52 hours of demonstrations and work by the Senior class. The class is divided into small sections and each student is required not only to witness the demonstrations but to do the actual work himself under the supervision of an instructor.—*Prof. R. F. Saunders.*

OBSTETRICS

Professor, Goodridge V. Morton, A. B., M. D.

Assistants:

J. A. Gracey, M. D. John B. Cummins, M. D.

Third Year.

I. LECTURES.—The instruction will be didatic and practical. Two lectures a week, illustrated by charts, diagrams, manikin and instruments.—*Dr. Gracey.*

II. CLINICS.—These will be held in Lying-in Hospital. Sections will be made, composed of three Seniors and one or two Juniors, under the charge of an assistant.

III. The outdoor obstetrical department has been planned, which will provide students with the privilege of witnessing and assisting in cases of labor at the residence of the patient in charge of an assistant. In this way valuable demonstrations in domestic asepsis and antiseptics will be taught in practical midwifery.

Fourth Year.

I. SPECIAL LECTURES, ETC.—Two hours a week during the year, consisting of practical manikin demonstrations, recitations and technic in obstetric surgery. The manikin course forms an important part of this work, not only in teaching the presentations, positions and postures, but also the mechanism of normal and abnormal labor and the application of forceps.—*Prof. Morton and Dr. Cummins.*

OPHTHALMOLOGY, OTOLOGY, RHINOLOGY AND LARYNGOLOGY.

Professor, Frank Gray, M. D.

Associate Professors:

Wm. R. Thompson, M. D. F. D. Boyd, M. D.

E. D. Capps, M. D.

Assistant, R. W. Moore, M. D.

Fourth Year.

It will be the aim of this department to make the course thoroughly practical and to that end there will be detailed instruction on the more common diseases of the Eye, Ear, Nose, Throat and Larynx, together with all instruments commonly used in diagnosis and treatment. At least six periods for work will be devoted to didactic and clinical instruction. Abundant clinical material will always be available to demonstrate all conditions covered in the didactic course. A practical course in refraction, including the use of the ophthalmometer, retionoscope, and optometer will be given, together with instruction in the use of the ophthalmoscope and perimeter in order that the student may become familiar with intra-ocular conditions.—*Profs. Gray, Thompson, Capps, Boyd and Dr. Moore.*

GENITO-URINARY AND RECTAL DISEASES

Professor, Wm. A. Duringer, M. D.

Associate Professor, Wm. C. Duringer, M. D.

Assistant, John J. O'Reilly, M. D.

Fourth Year.

I. CLINICAL LECTURES AND TECHNIC.—This course will consist of two clinical lectures a week, illustrated with abundant clinical material

of great variety. Lectures will completely cover the etiology, pathology, diagnosis and treatment of diseases of the genito-urinary organs and rectum. The technic in the use of endoscope, cystoscope, bougies, irrigators, instillations, etc., will be thoroughly demonstrated. Appointments from the class to assist in the operations, giving opportunities for thorough training in surgical work.—*Profs. Duringer, and Dr. John J. O'Reilly.*

GYNECOLOGY

Professor, W. Ernest Chilton, M. D.
Associate Professor, I. A. Withers, M. D.
Assistant, W. M. Trimble, M. D.

Third Year.

I. LECTURES AND RECITATIONS.—Two a week during the entire session, upon the anatomy and physiology of the female generative organs. Etiology, pathology, diagnosis and treatment of diseases under the head of Medical Gynecology.—*Prof. Withers and Dr. Trimble.*

II. CLINICS.—Same as fourth year.

Fourth Year.

I. LECTURES AND RECITATIONS.—Two a week during the entire session, consisting of didactic and clinical recitations, taking in consideration the etiology, diagnosis and treatment of the diseases of the female reproductive organs, under the head of Surgical Gynecology.—*Prof. Chilton.*

II. CLINICS.—Two or more a week, either at the Medical College Hospital or St. Joseph's Infirmary. The class will be divided into sections and students will be called upon to assist in all operations. Students will be required to take case histories and diagnosis. These hours will be clinical recitations under the supervision of the professor of gynecology.—*Prof. Chilton.*

NEUROLOGY

Professor, Wilmer Allison, M. D.
Assistant, J. D. Bozeman, M. D.

Third Year.

I. LECTURES.—This course consists of two didactic lectures per week during the entire session, and will cover all those diseases of the nervous system which are most commonly met with by the general practitioner. Methods of diagnosis, and the relationship of the special senses—touch, taste, sight, smell and hearing—to the growth and development of the brain and nervous system; their

importance in diseases will be thoroughly studied and explained.—*Dr. Bozeman.*

Fourth Year.

I. CLINICS.—Practically all forms of nervous diseases will be shown at these clinics. We have, outside of the Medical College Hospital, cases from private sanitaria, as well as interesting cases from private practice, which afford the students ample opportunities to become familiar with the forms of mental and nervous diseases.—*Prof. Allison.*

PEDIATRICS

Professor, Robert B. Grammer, M. D.
Assistant, Jesse S. Bardin, M. D.

Third Year

I. LECTURES AND RECITATIONS.—One a week during the entire term. In this course the anatomy and physiology of infants, with their development and growth, hygiene and general care in early life, will be carefully considered.—*Dr. Bardin.*

II. LABORATORY.—This course will demonstrate the modification of cow's milk for infant feeding, Pasteurization, etc., the composition and nutritive values of the different proprietary infant foods, and the proper selection of foods and feeding, in different diseases.—*Dr. Bardin.*

III. CLINICS.—Same as in the fourth year.

Fourth Year.

I. LECTURES AND RECITATIONS.—One a week, supplemented with frequent quizzes, during the entire term. This course will be devoted to the consideration of the diseases of childhood, their influence upon the development and growth of childhood, the proper care and feeding for sick children. The methods of diagnosis, history taking, treatment, etc., will receive special attention.—*Prof. Grammer.*

II. CLINICS.—One a week during the session, at the College Dispensary. At these clinics the digestive affections and exanthemata of early life will be particularly emphasized. Material for this work will be obtained from the Woman's Home, the Lying-in Hospital, the College Hospital and from private practice.—*Prof. Grammer.*

III. CLINICS.—One a week during the session, at the Fort Worth Orphans' Home.—*Dr. Bardin.*

DERMATOLOGY AND SYPHILOLOGY

Professor, Sidney J. Wilson, M. D.

I. LECTURES.—This course will comprise a study of the essentials of diagnosis, including a classification of the various skin lesions, and a general consideration of the more common skin diseases. A systematic course on syphilis as a whole and detailed consideration of its cutaneous manifestations, will be given. One lecture will be given each week during the entire term.

II. CLINICS.—One per week. Students are required to make examinations, write histories, make diagnoses, and suggest treatment. The College Dispensary furnishes an abundance of clinical material for a thorough course in this branch.—*Prof. Wilson.*

STATE MEDICINE HYGIENE AND CLIMATOLOGY

Assistant, Holman H. Taylor, M. D.

The first semester will be devoted to the study of Preventive Medicine. The relation to the general public of preventable diseases, epidemics, prophylaxis of tuberculosis, etc. Tuberculosis and other infectious diseases in our public schools and other public institutions. The effects upon society, of the feeble minded, the delinquent and the criminal.

In the second semester the study of the nutritive value of foods, the amount necessary for health, their composition, and food adulterations, general, personal and public hygiene.

A careful study will be made of climate, high and low altitudes, winds, isotherms, isobars, hygroscopy, etc., their influence upon epidemics, as carriers or harbingers of infections. In fact this will be a most interesting course.

The latter part of the term devoted to the study of public sanitation, taking up the influence upon the public health, of the air, soil, and water. The disposal of garbage and sewage, including infection, susceptibility and immunity.

I. STATE MEDICINE.—One lecture a week, first semester.

II. HYGIENE AND CLIMATOLOGY.—Lectures and demonstrations twice a week, second semester.—*Dr. Taylor.*

MEDICAL JURISPRUDENCE

Rufus B. West, M. D.

Third Year

I. LECTURES.—Two a week during the entire year. The student will be made thoroughly familiar with his duties from a legal standpoint—his rights as a citizen, his duties to the State and to his patient. A few practical lectures on life insurance examination will be given during the last semester.—*Dr. R. B. West.*

MATRICULATION REQUIREMENTS

Basis of 14 Units.*

Regulations of the Board of Medical Examiners for the State of Texas relating to Medical Colleges and admitting to medical study:

SECTION 1. *Authority.*—The Board of Medical Examiners for the State of Texas is, by the Medical Practice Act of 1907, allowed to admit to its examinations for license to practice medicine only applicants who are graduates of *bona fide* reputable medical schools of the first-class. The law says: "Such shall be considered reputable within the meaning of this act whose entrance requirements and course of instruction are as high as those adopted by the better class of medical schools of the United States." Upon this authority are issued the following standard requirements for Texas Medical Colleges, equivalent to those adopted by the better class of medical schools of the United States. Only those Texas medical schools enforcing the following entrance requirements and having the following prescribed facilities and courses of instruction will be considered reputable and their graduates admitted to the examinations of this Board:

SECTION 2. *Entrance Requirements.*—Colleges to be considered reputable shall admit to their courses of instruction only students to whom entrance certificates have been granted by this Board. These entrance certificates will be issued upon the following:

ACCEPTABLE CREDENTIALS.

(a) A diploma from a reputable university or college granting the degree of A. B., B. S., or equivalent degree.

(b) A student's certificate of admission by examination, issued by a university or college of the first class, which will be accepted for admission to the College of Arts of the University of Texas.

(c) A diploma from the Texas State Normal Schools, the Agricultural and Mechanical College, or the Girls' College of Industrial Arts.

(d) A diploma from a high school which is fully affiliated in the first grade with the University of Texas.

Graduates of high schools affiliated with the University of Texas in the second and third groups of affiliated schools will be credited with the subjects which have been completed and in which the schools are affiliated. They will be required to pass examinations on sufficient number of elective branches to give them credit for fourteen units.

(e) A diploma from a normal school, academy, seminary or other school legally constituted, when documentary evidence shows that the work included a four years' course which was preceded by eight years of study in elementary and intermediate grades.

(f) A medical student's certificate will be required at the time of entrance, issued upon examination by a State Board of Medical Exam-

---

*A unit represents the work done in one full session of a high school course, accomplished by one 40-minute recitation five days in the week for a period of not less than 36 weeks.

iners having reciprocity arrangements with this Board, on a fourteen unit basis.

(g) Holders of first grade Teachers' Certificates will be given credit for eight units. Holders of permanent State Teachers' Certificates will be given credit for eleven units.

Where additional units are to be made, credit will be given when certified to by the high school superintendent of the district from which the applicant comes, from the following:

ELECTIVES.

English, 1 unit.
History, ½, 1, 1½, or 2 units, additional to prescribed units.
Latin, 2, 3, or 4 units.
French, 2 or 3 units.
Greek, 2 or 3 units.
German, 2 or 3 units.
Spanish, 2 or 3 units.
Physics, 1 or 2 units, with laboratory work.
Chemistry, 1 or 2 units, with laboratory work.
Botany, 1 or 2 units.
Physiology, ½ unit.
Physiography, ½ unit.
Civics, ½ unit.
Solid Geometry, ½ unit.
Trigonometry, ½ unit.
Manual Training, 1 or 2 units.

EXAMINATIONS.

Examinations are given by County Examining Boards on the first Friday and Saturday of May, September and December; the fee is $2.00. Subjects are: Spelling, reading, writing, arithmetic, English grammar and composition, physical geography, geography, Texas and United States history, elementary civil government, elementary physiology and hygiene, physics, algebra, elements of geometry, general history. Certificates are issued to successful applicants. Credits for four extra units from the above list must be certified to by an accredited high school superintendent, or the whole examination for 14 units may be taken before such an official. Medical students not desiring to present credentials may apply for examination for such certificates to any County Superintendent of Public Schools.

PRESENTATION OF CERTIFICATES OR CREDENTIALS.

Proper credentials or certificates mentioned above should be presented to the Dean, who will secure entrance certificates for applicants from the Secretary of the State Board of Medical Examiners.

CLASS OF STUDENTS ADMITTED

In accordance with the foregoing rules governing admission to medical colleges by the State Board of Medical Examiners, this school will during 1912-13 admit three classes of students.

1. *Those who matriculate for the first year of a four-year course of medicine, anticipating the Degree of Medicine.* Such students must present an entrance certificate from the Texas State Board of Medical Examiners, based on 14 units of high school work.
2. *Students who have taken one or more courses in this or other reputable medical colleges previous to the course of 1908-09.* Such students will be admitted without an entrance certificate from the State Board of Medical Examiners.
3. *Special and post-graduate students who are not candidates for the degree* will be admitted without entrance certificates.

ADVANCED STANDING

The following classes of students may apply for advanced standing and obtain it if they undergo a satisfactory examination upon each branch below the class desired to be entered:

(a) Graduates of Dentistry and Pharmacy.

(b) Graduates and matriculants who have completed one or more courses in Colleges of Homeopathy and of Eclectic Medicine.

(c) Graduates of recognized colleges and universities, who have completed therein prescribed courses in the elementary branches of medicine, including chemistry and biology. (Art. 4, Sec. 5, Southern Med. Col. Ass'n.)

(d) Credit will be given for work done in other accredited medical colleges upon presentation of proper credentials and certificates of attendance and examination, with an honorable dismissal from school previously attended signed by Dean.

SPECIAL STUDENTS

Post-graduate and special students who are not candidates for the degree of Doctor of Medicine, are exempt from entrance examination requirements and are permitted to take any regular or special course they may select. A fee of $50.00 will be charged, which does not cover laboratory courses. At the close of the term a certificate will be given showing attendance on course of lectures taken.

Alumni of this school are invited to avail themselves of the privileges of all lectures and clinics free. A small fee will be charged for any laboratory course taken by such students. The State Anatomical Law provides material at a low cost, which affords excellent opportunity for post-graduate work, along anatomical or surgical lines.

REQUIREMENTS FOR GRADUATION

An applicant for the degree of Doctor of Medicine must have fulfilled all of the requirements set forth in this announcement.

1st. He must notify the Dean in writing on or before the 1st day of April of the college year of his intention to take the final examinations.

2d. He must have removed all conditions previously established against him before presenting his application, which must be accompanied by an examination fee of $25.00; all previous fees having been paid.

3rd. He must have previously met all the matriculation requirements of this college; must have attended at least four full courses of lectures, recitations, laboratory work and clinics, the last course of which must have been in this college. If any student fails in, or refuses to take, any branch or branches of the four years' graded course, he will not be considered eligible for graduation and his name will not be presented to the faculty for the degree of Doctor of Medicine.

4th. He shall have completed the courses in all departments of the college, with an attendance of not less than 80% in each department, and his percentage of proficiency not less than 70% in all the branches shown in the curriculum.

5th. He must be present at the time and place scheduled by the Dean for final examination, and his absence from any examination in any given department will indicate failure in that department; no special examinations will be given.

6th. He must undergo all written examinations, or both written and oral, at the discretion of the professor in charge of the department, and each examination must be written in English, and the penmanship, orthography, punctuation and general style and characteristics of each paper will be considered. In case a candidate fails to pass a satisfactory examination for his degree in any previous year in this college, he will be required to stand satisfactory examinations upon all the branches belonging to the Senior year. *No exception will be made to the above ruling.*

DEFICIENCIES

Students who fail in one department will not be allowed to carry such deficiency beyond the year succeeding that in which the deficiency occurred. Arrangements can be made with the respective instructors at the beginning of the following year. Grades made on such examinations are not considered toward prizes.

Each student, at the time of his matriculation, will receive a card showing the class to which he is assigned; these cards also give a complete list of credits and deficiencies in the regular course previously taken. In order that there may be as little delay as possible, students are requested to matriculate promptly upon their arrival, depositing at the same time with the Dean's clerk all credentials relating to entrance examinations or previous medical courses.

REGISTRATION

Students will be assigned to work in the laboratories in the order in which they register, registration dating from the payment of the matriculation fee of five dollars. As the benefits are not inconsider-

able, many students find it to their advantage to pay this fee prior to the beginning of the session. The payment of the remainder of the college fees may be deferred until after the arrival of the student at the opening of school.

FINAL EXAMINATIONS

Final examinations on all studies of the four-year course will be held during the last ten days of the second semester. The order of these examinations will be posted and no variation from same will be permitted except by permission of the Faculty.

PRIZES

THE BURTS GOLD MEDAL.—Awarded by the Faculty, in memory of the late Dr. W. P. Burts, formerly Professor of Obstetrics in this College. It will be presented to the first course student who receives the highest grades upon the work of the Freshman Class.

SECOND YEAR PROFICIENCY PRIZE.—Will be presented to the second year student who receives the highest grades upon the work of the Sophomore year. It consists of a selection of medical books, valued at $25.00.

THIRD YEAR PROFICIENCY PRIZE.—To the Junior student passing the best final examination on the branches of the third year, a selection of medical books valued at $25.00.

GENERAL PROFICIENCY PRIZE.—This is awarded only to students who have taken all of their courses in this school, and is presented to the student making the highest percentage during the four terms necessary to graduation. It will not be awarded except to students whose general average on final examinations is 90 per cent. or over. Grades made in special or private examinations will not be considered. The prize is a handsome gold medal.

THE DEGREE CUM LAUDE.—The degree of Doctor of Medicine, *Cum Laude*, is conferred upon the students of marked ability and high moral character, who shall have made an average of 90 per cent. or more on all final examinations in all the branches of the four-year course in this institution. Grades made in special or private examinations will be considered.

HOSPITAL APPOINTMENTS

Through the courtesy of friends of this school the Faculty is able to offer interneships in the leading hospitals enumerated below. In awarding them the prize committee will not be governed wholly by the scholarship of the applicant, but will consider his general fitness for the position. Full information concerning these appointments may be had by applying to the Dean. Other appointments of this character will probably be offered before the close of the term.

For Seniors

St. Joseph's Infirmary, House Surgeon (2), Fort Worth, Texas.
St. Anthony's Sanitarium, Amarillo, Texas.
Provident Sanitarium, Waco, Texas.
Harris Sanitarium, Fort Worth, Texas.

For Juniors

International & Great Northern Railway Hospital, Palestine, Texas.

EXPENSES

The wide range between actually necessary expenses and the amount one might spend in a medical course precludes exactness in preparing a statement of this kind. The figures given below are based upon the experience of a large number of students. A little more liberal expenditure of money will secure better accommodations; but for the figures used in this estimate wholesome food and comfortable lodgings can be obtained. The tuition, $100.00, one-half of which is payable at the opening of school and one-half at the beginning of the second semester, is the same for all students and is uniform for each of the four years of the medical course.

Estimate of Expenses.

Matriculation fee (paid but once)	$ 5.00
Tuition for a term of thirty-two weeks	100.00
Board and lodging for thirty-two weeks	130.00
Laundry	25.00
Incidentals	45.00
Total	$300.00

No allowance is made in this estimate for the purchase of text-books. Every student, in making his financial arrangements at home, should provide himself with means to purchase one of the recommended texts for each of the branches he expects to study, and should purchase them at the time of matriculation. It is not infrequent that poor grades are directly traceable to the want of necessary books, made doubly essential since the method of teaching by lectures has given way to recitations.

LABORATORY FEES

Students are required to deposit with the Registrar the following laboratory fees, the whole or a part of which is returnable in case of material unused or apparatus returned: Osteology, $2.00; Chemistry, $3.00; Pharmacy, $4.00; Bacteriology, $5.00; Histology, $5.00; Pathology, $5.00.

BOOKS

The books used as texts are the latest editions. Students do themselves injustice by purchasing old editions.

The following is a conservative estimate of the money necessary for books, which may be obtained of Mr. D. J. Saunders, at Dean's office:

Freshman Year	$40.00
Sophomore Year	22.00
Junior Year	40.00
Senior Year	55.00

FEES FOR EXAMINATION

No fees are charged in this school for examination, except the finals in the fourth year. Students applying for graduation are required to pay an examination fee of $25.00, which is not returnable in case applicant fails to pass. No fee will be charged for diploma.

MISCELLANEOUS INFORMATION

Fort Worth is a delightful place of abode during the months of the school term. The climate is mild, and the winter sunshine very grateful to students who wish to avoid the rigors of a more northern latitude. The cost of living, as elsewhere stated, is extremely moderate. Room rent varies from $3.00 to $5.00 per week, furnished, according to the distance from the business portion of the city.

In patronizing a home school, students should remember that there is a great saving in the one item of railroad fare alone, large enough in many instances to pay for all the books needed during the course, or to provide a small stock of the most requisite surgical instruments with which to begin practice.

The Dean's office will be open from 8 a. m. until 1 p. m., and from 2 p. m. until 5 p. m., for the transaction of business. Students are requested to matriculate promptly, and to bring to the office all credentials bearing on the previous courses, in order that assignments may be made without unnecessary delay.

Students who contemplate entering the Freshman class and who desire information with reference to securing the Medical Students' Certificates mentioned on previous pages, should write at once to the Dean, who will take pleasure in giving them all necessary information.

A large list of boarding and rental houses is kept at the Dean's office for convenience of students, and information concerning this or any other school matter will be cheerfully furnished. Address all correspondence to

WILLIAM R. THOMPSON, M. D., *Dean,*
Fort Worth, Texas.

TEXT-BOOKS

ANATOMY.—Cunningham, $6.00; Piersol, $7.50; Gerrish, $6.50; *Gray*, $6.00; Morris, $6.00; Deaver, 3 Vol., $30.00; Sabotta-McMurrich, 3 Vol., $18.00.

BACTERIOLOGY.—*Parks*, $3.75; Abbott, $2.75; Williams, $2.00; McFarland, $3.50; Levy & Klemperer, $2.50.

BIOLOGY.—McFarland, $1.75.

CHEMISTRY.—*Simon*, $3.00; Hill, $3.00; Rockwood's Manual of Physiological Chemistry, $1.25; *Rockwood's Analytical Chemistry*, $1.50; *Hawk's Physiological Chemistry*, $2.50.

CLIMATOLOGY.—*Ward*, $2.00; Solly, $4.00.

CLINICAL DIAGNOSIS.—*Emerson*, $5.00; Simon, $4.00; Sahli, $6.50; *Faught*, $2.00.

DERMATOLOGY.—Van Harlingen, $3.00; *Stelwagon*, $6.00; *Jackson*, $3.00; Hardaway & Grindon, $2.75; Hyde, $5.00.

DICTIONARIES.—American; Lippincott, $5.00; Gould; *Dorland*, $5.00.

DIETETICS.—Friedenwald & Ruhrah, $4.00; Lusk, $3.00; *Hutchinson*, $3.00.

EAR.—*Phillips*, $6.00; Barnhill & Wales, $5.50; Gleason, $2.50.

EMBRYOLOGY.—*McMurrich*, $3.00; Heisler, $3.00.

ELECTRO-THERAPEUTICS.—Neiswanger, $2.50; Snow, $3.00; *Kassabian*, $3.50.

EYE.—Phillips, $6.00; *May*, $2.00; Fuchs, $6.00.

GENITO-URINARY.—*Keyes*, $6.00; Morton, $4.00; *White & Martin*, $6.00.

GYNECOLOGY.—*Ashton*, $6.50; Dudley, $5.00; Penrose, $3.75; *Crossen*, $6.00; Hirst, $5.00; Kelley Operative Gynecology, 2 Vols., $15.00; Montgomery, $6.00.

HISTOLOGY.—Hardesty, $1.50; *Piersol*, $3.50; Huber Lab. Manual, $1.50; *Bailey*, $3.00.

HYGIENE.—Rohe & Robin, $3.00; Harrington, $4.25; *Bergey*, $3.00; Egbert, $2.25.

MEDICAL JURISPRUDENCE.—Emerson, $5.00; *Draper*, $4.00.

NERVOUS DISEASES.—*Church & Peterson*, $5.00; Kraepelin; Oppenheimer, $5.00; Gordon, $2.50.

NOSE AND THROAT.—*Coakley*, $2.75; Douglass, $2.50; *Phillips*, $6.00.

OBSTETERICS.—Hirst, $6.00; Dorland, $4.00; Herman Difficult Labor, $2.50; *Williams*, $6.00.

PATHOLOGY.—*Mallory & Wright*, $3.00; *Ziegler*, $5.50; Delafield & Prudden, $5.50; *Cattell*, $4.00.

PEDIATRICS.—*Holt*, $6.00; Cotton, $1.50; American Text-Book, $7.00; Chapin & Pisek, $4.50; Kerley, $5.00.

PHARMACOLOGY.—*Sollmann*, $4.00; Butler, $4.00; Wilcox, $3.50; *Cushny*, $3.75; *Culbreth*, $4.75; *Sayre*, $5.00; Potter, $5.00.

PHYSICAL DIAGNOSIS.—Webster, $6.00; *Cabot*, $3.00; DaCosta, $3.50; Wilson, $6.00; Anders & Boston, $6.00; Cabot's Differential Diag., $5.50.

PRACTICE.—*Osler*, $5.50; Anders, $5.50; Hughes, $2.50.

PHYSIOLOGY.—*Howell*, $4.00; Tigerstedt, $4.00; Brubaker, $3.00; Ott's, $3.50; Hall's Laboratory Manual, $2.75.

RECTUM AND ANUS.—*Gant*, $3.50; Tuttle, $6.00.

SURGERY.—*Nancrede*, $2.50; *Lexer-Bevans*, $6.00; *DaCosta*, $5.50; Brewer, $5.00; Wyeth, $6.00; Mumford, $7.00; Bickham Op. Surg., $6.50; Binnie Op. Surg., $7.00; *Scudder* (Fractures), $6.00; Stimson, $5.00; Cotton (Fractures), $6.00; *Wharton*, $3.00; Taylor (Ortho.), $5.00; *Bradford-Lovett* (Ortho.), $5.00; Rose & Carless, $5.50; Sluss Minor Surg., $3.50.

TOXICOLOGY.—*Holland*, $3.00.

URANALYSES.—Purdy, $3.00; *Saxe*, $1.75.

Those in italics are required.

REVISED ALUMNI

July 1, 1912

CLASS OF 1895.

Collins, T. M. .....Andrews, Texas.
Dudley, N. L. .....Little Elm, Texas.
Jones, T. A. .....Stamford, Texas.
Loring, B. F. .....Union City, Tenn.
Minton, A. B. (Deceased).....Girardeau, Mo.
Wardlow, W. N. .....Plainview, Texas.

CLASS OF 1896.

Dulaney, J. R. .....Cornish, Okla.
Gillespie, W. E. .....Moran, Texas.
Hale, William, Jr. .....1414 S. Lamar St., Dallas, Texas.
Hirschfield, Louis .....Marion, Texas.
Mooney, Jesse .....McLoud, Okla.
Murphy, G. W. .....Addington, Okla.
Pirtle, P. H. (Deceased).....Durant, Okla.
Riley, R. S. .....Dougherty, Okla.
Taylor, J. I. .....Tussy, Okla.
Williamson, J. C. (Deceased).....Honey Grove, Texas.
Wilson, H. H. .....Norman, Okla.

CLASS OF 1897.

Allen, F. Daisy.....Goldsboro, Texas.
Beauchamp, F. D. (Deceased).....Mangum, Okla.
Bond, J. W. .....Donie, Texas.
Calloway, James R. .....Pauls Valley, Okla.
Carlson, O. F. .....Fort Worth, Texas.
Crudgington, W. B. .....Gainesville, Texas.
French, J. D. .....Milburn, Okla.
Mahan, C. H. .....Spiro, Okla.
Morton, Goodridge V. .....3rd and Main, Fort Worth, Texas.
Owens, S. W. .....Seattle, Wash.
Shi, T. P. .....Blanchard, Okla.

CLASS OF 1898.

Abele, J. H. .....3369 W. 25th St., Cleveland, Ohio.
Allen, James Walter .....Goldsboro, Texas.
Allison, J. A. .....Henrietta, Texas.
Davis, Oscar .....LaGrange, Texas.
Edgar, Charles L. .....Childress, Texas.
Fisher, Eugene M. .....P. O. Box 121, Roswell, N. M.
Halsell, John T. .....Laredo, Texas.
Jones, Joseph A. .....Palmer, Texas.
Jones, R. P. .....Midget, Texas.
Kibbie, Kent V. .....Fort Worth, Texas.
Lee, E. A. .....Aspermont, Texas.
Mehl, G. P. .....Dallas, Texas.
Miller, R. E. L. .....1st Nat'l Bank Bldg., Fort Worth, Texas.
Mickle, J. D. .....Childress, Texas.
Mondrick, A. L. .....Bryan, Texas.
Reed, Guy H. .....Beaumont, Texas.
Shi, A. H. .....Stratford, Okla.
Sims, C. C. .....Mooringsport, La.
Underhill, William Webb.....Crocker Bldg., San Francisco, Cal.
Withers, Isaac A. .....Fort Worth, Texas.

CLASS OF 1899.

Brown, W. O. .....Stratford, Texas.
Burch, A. J. .....Lindale, Texas.
Buster, A. O. (Deceased).....Pilot Point, Texas.
Fullingim, M. D. .....Argyle, Texas.
Gregory, Joseph W. .....New Orleans, La.
Hall, Ewing P. .....Flatiron Bldg., Fort Worth, Texas.
Hanna, J. J. .....Quanah, Texas.
Leach, Hubert F. .....Weatherford, Texas.
McCoy, J. W. (Deceased).....Granite, Okla.
McLean, John Howell.....Reynolds Bldg., Fort Worth, Texas.
Peters, Otto K. .....Galveston, Texas.
Sanger, Paul .....434 Lee Bldg., Oklahoma City, Okla.
Terry, W. H. .....Canton, Texas.
Wilkins, T. O. .....Paducah, Texas.
Wilson, Kate .....San Francisco, Cal.

CLASS OF 1900.

Allen, Frank W. .....Texmo, Okla.
Barber, Lyman A. .....Fort Worth, Texas.
Bennett, J. C. .....Coppell, Texas.
Bennett, W. R. .....1507½ Elm St., Dallas, Texas.
Carr, A. B. (Deceased).....Lingleville, Texas.
Chilton, W. Ernest.....Fort Worth, Texas.
Clark, Hines .....Crowell, Texas.
Cooper, J. M. .....Enid, Okla.
Crabill, R. J. .....Atwood, Okla.
Crume, J. J. .....Amarillo, Texas.
Eads, J. W. .....Barksdale, Texas.
Edgar, J. H. .....Fort Worth, Texas.
Finney, J. M. .....Norman, Okla.
Fry, H. T. .....Wills Point, Texas.
Gammill, J. L. .....Ponder, Texas.
Gant, Charles B. .....Graham, Texas.
Lynch, T. P. .....Iowa Park, Texas.
Miller, J. T. .....Celina, Texas.
Morihira, Kentaro .....Tokio, Japan.
Reeve, W. T. .....Boerne, Texas.
Roberts, G. M. .....Long Creek, Oregon.
Sanger, Stephen S. .....Yukon, Okla.
Sparks, J. C. (Deceased).....Poolville, Texas.
Walker, Wade H. .....Wichita Falls, Texas.
Wiley, George W. .....Granite, Okla.
Wilton, G. C. .....Ryan, Okla.

CLASS OF 1901.

Allen, J. H. .....Justin, Texas.
Beall, K. H.....Byers' Opera House Bldg., Fort Worth, Texas.
Belt, M. D. .....Isom, Okla.
Bishop, M. L. (Deceased).....Altus, Okla.
Bowden, A. M. .....Holder, Texas.
Carrick, M. M. .....Abilene, Texas.
Copeland, H. V. .....Grand Prairie, Texas.
Dunlap, Roy V. .....Houston, Texas.
Ellis, J. W. .....Evant, Texas.
Gilbert, E. B. .....Gorman, Texas.
Glass, J. M. (Deceased).....Fort Worth, Texas.
Harbinson, J. E. .....Alma, Okla.
Harris, T. M. .....Mustang, Texas.
Hedrick, J. A. .....El Paso, Texas.
Jones, M. A. .....Henrietta, Texas.
Kelley, W. N. .....Era, Texas.
Langston, Isaac A. .....Waco, Texas.
Loving, Roy S. .....Station A, Dallas, Texas.
McQuown, H. .....Stillwater, Okla.
Maxfield, James R. .....Grand Saline, Texas.
Montgomery, S. K. .....Ryan, Okla.
Petty, S. J. .....Decatur, Texas.
Fowell, James N. .....Caviness, Texas.
Price, F. O. (Deceased).....Henrietta, Texas.
Swearingen, D. D. .....Newport, Texas.
Traweek, A. C. .....Matador, Texas.

CLASS OF 1902.

Aldridge, J. W. .....Grandview, Texas.
Allison, G. T. .....Huckaby, Texas.
Barnes, Hugh D. .....Tulia, Texas.
Brewer, C. P. .....Fort Worth, Texas.
Calloway, Mary A. .....Boise, Idaho.
Copeland, J. A. .....Huckaby, Texas.
Cousins, Robert D. .....Pineland, Texas.
Edwards, Kate Q. .....Fort Worth, Texas.
Fullington, W. A. .....Oklahoma City, Okla.
Kelley, J. A. .....Flatiron Bldg., Fort Worth, Texas.
Leeds, Alexander B. .....P. O. Box 792, Chickasha, Okla.
McCammant, Thomas J .....Mills Bldg., El Paso, Texas.
Marshall, J. H. .....Rochelle, Texas.
Reger, Howard J. .....Fort Worth, Texas.
Spears, C. G. .....Altus, Okla.
Spears, W. S. .....Velma, Okla.
Watson, David A. .....Seguin, Texas.

CLASS OF 1903.

Beeler, C. A. (Deceased).....Pilot Point, Texas.
Brice, John H. .....Knox City, Texas.
Cranfill, L. J. (Deceased).....Loco, Okla.
Eldridge, H. A. .....Abbeville, La.
Rounds, William .....Fort Worth, Texas.

CLASS OF 1904.

Alford, Abner A. .....New Hope, Ark.
Dice, Reuben J. .....Burkburnett, Texas.
Edwards, Arthur J. .....Hot Springs, Ark.
Miller, F. A. .....Hartshorn, Okla.
Mullenix, J. A. .....1300½ Main St., Fort Worth, Texas.
Neel, Ney .....Mangum, Okla.
Nifong, Harry D. .....Britton, Texas.
Robbie, Mary King .....San Antonio, Texas.
Trigg, H. B. .....Fort Worth, Texas.

CLASS OF 1905.

Ballard, A. E. .....Milo, Okla.
Ballard, C. B. .....Mannsville, Okla.
Beaumont, E. C. .....Coleman, Texas.
Beeler, M. A. (Deceased).....Grady, Texas.
Blume, Ernest .....Robson, La.
Bond, Andrew R. .....Tampa, Fla.
Brannon, H. O. .....Fort Worth, Texas.
Donnell, C. E. .....McLean, Texas.
Dye, E. Lee .....Tulia, Texas.
Eargle, H. C. .....Burnet, Texas.
Holland, J. L. .....Madill, Okla.
James, J. W. .....Rock Springs, Texas.
McClendon, G. F. (Deceased).....Matador, Texas.
McDaniel, H. M. .....May, Texas.
Meharg, J. O. .....Fort Worth, Texas.
Ory, C. W. .....Comanche, Texas.
Parr, A. B. .....Gonzales, Texas.
Rochelle, R. E. L. .....Tolbert, Texas.
Rush, R. H. .....Gorman, Texas.
Saunders, Roy F. .....Fort Worth, Texas.
Shepard, O. H. .....Morgan's Mill, Texas.
Smith, Arthur A. .....Munday, Texas.
Tadlock, Marvin E. .....1402½ N. Main St., Fort Worth, Texas.

CLASS OF 1906.

Blackwell, T. H. .....Dickens, Texas.
Cope, P. F. .....San Francisco, Cal.
Covington, Gause W...20th & N. Main Sts., Fort Worth, Texas.
Dodson, J. E., Jr. .....Vernon, Texas.
Dunn, W. H. .....Rochester, Texas.

Gallaway, A. H., Jr. .....Laneville, Texas.
Givens, James M. .....Fort Worth, Texas.
Holland, J. T. .....Itasca, Texas.
Howard, Ed. .....Bangs, Texas.
Howard, J. H. (Deceased).....Dibble, Okla.
McCoy, J. H. .....Tahoka, Texas.
Moore, Robert Worth .....Fort Worth, Texas.
Parish, Richard M. .....Ardmore, Okla.
Parker, W. W. .....Custer, Okla.
Parker, Ollie H. .....Grimes, Okla.
Smith, G. V. .....Floydada, Texas.
Smith, L. V. .....Floydada, Texas.
Stoops, J. N. .....Lubbock, Texas.
Taniuchi, Kenzo .....Tokio, Japan.
Taylor, E. B. .....Llano, Texas.

CLASS OF 1907.

Anderson, J. B. (Deceased).....Enid, Okla.
Balke, J. W. .....Sealy, Texas.
Bardin, J. S...N. Main St. & Exchange Ave., Fort Worth, Texas.
Bounds, R. W. .....Panhandle, Texas.
Callan, W. W. .....Rotan, Texas.
Chambliss, T. L. .....Antlers, Okla.
Duringer, William C. .....Fort Worth, Texas.
Flaniken, B. D. .....Vernon, Texas.
Germany, H. J. .....South Bosque, Texas.
Glenn, O. .....Seagoville, Texas.
Johnson, William J., Jr. .....Waco, Texas.
Milton, Solon .....Putnam, Texas.
Pike, A. N. .....Iredell, Texas.
Rowe, R. J. .....Kaufman, Texas.
Thomas, George T. .....Amarillo, Texas.
Tidmore, John .....Hewitt, Okla.
Winders, T. W. E. (Deceased).....Tombstone, Ariz.
Windham, J. H. .....Shelbyville, Texas.
Yeats, H. Wesley .....Bokchito, Okla.

CLASS OF 1908.

Hamilton, George B. .....Olney, Texas.
Horn, Neilie (Deceased).....Missouri.
Johnston, Jas. C...Supt. All Saints' Hospital, McAlester, Okla.
McKinney, H. C. .....Maysfield, Okla.
Parish, Minnie O. .....Celeste, Texas.
Poer, E. M. .....———
Prather, R. M. .....Beeville, Texas.
Roark, A. W. .....Saratoga, Texas.
Trigg, Ross B. .....Fort Worth, Texas.

CLASS OF 1909.

Blair, Samuel F. .....Cooper, Texas.
Craig, F. F. .....Fort Worth, Texas.
Gore, William H. .....Bangs, Texas.
Hurst, Thos. L. .....Shelbyville, Texas.
Lane, J. O. .....Fluvanna, Texas.
Lundburg, Frank A. (Swedish Theological Seminary, Evanston, Ill.) .....Chicago, Ill.
McElroy, Archie L. .....Fort Worth, Texas.
McFarling, A. C. .....Ben Franklin, Texas.
Middleton, E. R. .....Winters, Texas.
Mulkey, Young J. .....New York City.
Rose, Edward Lee .....Palestine, Texas.
Sanders, Frank G. .....Fort Worth, Texas.
Sheddan, Frank G. .....10 Jennings Ave., Fort Worth, Texas.
Smith, James M. .....Willis, Texas.
Snyder, Edward J. .....Brownwood, Texas.
Thompson, Mose .....Brock, Texas.
Trigg, Luther Edgar .....Dunn, Texas.
Tucker, Thomas N. (Deceased).....Merkel, Texas.
Yancey, John W. .....Fort Worth, Texas.

CLASS OF 1910.

Bradford, Andrew L. ..... Necessity, Texas.
Brewer, James C. ..... Route No. 2, Kemp, Texas.
Brown, B. Arthur ..... Fort Worth, Texas.
Colley, Thaddeus C. ..... Smithfield, Texas.
Crabtree, Benjamin F. ..... Godley, Texas.
Drake, Chas. W. ..... Malone, Texas.
Foster, Lee O. ..... Fort Worth, Texas.
Gayson, Andrew Wu ..... Canton, China.
Halbert, William W. ..... Hughes Springs, Texas.
Hall, Eugene . ..... Fort Worth, Texas.
Higgins, Pierre F. ..... Fort Worth, Texas.
Hunt, John D. ..... Crafton, Texas.
Jones Leonard W. ..... Edge, Texas.
Logsdon, Harry A. ..... Fort Worth, Texas.
Meredith, H. Duane ..... Wichita Falls, Texas.
Mitchell, Coleman P. ..... Katie, Okla.
Morrow, Joe R. ..... New Rochelle, N. Y.
Murray, John W. ..... Emma, Texas.
Peebles, Jesse W. ..... Avinger, Texas.
Roberts, John W. ..... Irving, Texas.
Rousseau, John F. ..... Minden, Texas.
Schoepfer, Rene F. ..... Sealy, Texas.
Smith, Wallace B. ..... Fort Worth, Texas.
Sullivan, John M. ..... Sanger, Texas.
Tisdal, Victor C. ..... Hammon, Okla.
Totten, Alonzo F. ..... 1526 S. Flores St., San Antonio, Texas.
Whitaker, William T. ..... Houston, Texas.
Wright, Elbert W. ..... Sunset, Texas.

CLASS OF 1911.

Barron, W. P. ..... Rusk, Texas.
Boaz, E. H. ..... Aledo, Texas.
Burt, J. F. ..... Junction City, Texas.
Butler, J. O. ..... Bandera, Texas.
Carpenter, J. O. ..... Clifton, Texas.
Clements, O. E. ..... Waurika, Okla.
Davis, Edwin . ..... New York City.
Davis, W. W. ..... Nacona, Texas.
Fordtran, E. H. ..... Fayetteville, Texas.
French, J. P., Jr. ..... Allen, Texas.
Greve, Anna M. ..... Fort Worth, Texas.
Hinkson, D. ..... Fort Worth, Texas.
Johnson, E. E. ..... Montague, Texas.
Knox, M. T. .....
Lingsweiler, H. W. ..... Gatesville, Texas.
Loomis, S. P. ..... Diamond Springs, Kans.
Lundy, S. A. ..... Fort Worth, Texas.
McDade, P. L. ..... Fort Worth, Texas.
McElroy, A. P. ..... Bryan's Mill, Texas.
Montgomery, Jas. T. ..... Fort Worth, Texas.
Murphy, P. C. ..... Waco, Texas.
Norris, Jno. ..... Wichita Falls, Texas.
O'Reilley, J. J. ..... Fort Worth, Texas.
Record, Joe . ..... Corpus Christi, Texas.
Speer, D. M. ..... Celina, Texas.
Thomasson, E. B. ..... Duncan, Okla.
Wolfe, Reed . ..... Bailey, Texas.
Young, F. F. ..... Abbeville, La.

CLASS OF 1912.

Baze, Walter Jackson ..... Brady, Texas.
Beckmann, M. A. ..... Fort Worth, Texas.
Boudreau, C. E. ..... New York City.
Carpenter, Burton R. ..... Clifton, Texas.
Dowdy, Thos. W. ..... Hewitt, Okla.
Duncan, D. S. ..... Frisco, Texas.
Kester, Earl A. ..... Vernon, Texas.

Leggett, Walter . . . . . Camden, Texas.
Lewis, John R. . . . . Fort Worth, Texas.
Lillie, Gordon A. . . . . Pawnee, Okla.
Oden, B. N. . . . . Tatum, Okla.
Pendleton, John W. . . . . Fort Worth, Texas.
Reed, T. B. . . . . Fort Worth, Texas.
Reinhart, Walter C. . . . . Fort Worth, Texas.
Stromberg, Eric W. . . . . Waco, Texas.
Walker, Webb . . . . . Fort Worth, Texas.
Worthey, W R. . . . . Call, Texas.

MATRICULANTS, 1911-12.

Arnold, Carl . . . . . Texas
Allen, Will . . . . . Texas
Alexander, Joe . . . . . Texas
Baze, Walter Jackson . . . . . Texas
Beckmann, Monroe A. . . . . Texas
Boudreau, C. E. . . . . Texas
Christian, E. . . . . Okla.
Cadenhead, Frank . . . . . Texas
Carter, Charles . . . . . Texas
Campbell, Clark C. . . . . Texas
Cross, J. G. . . . . Okla.
Carpenter, Burton C. . . . . Texas
Day, Giles . . . . . Texas
Dixon, B. E. . . . . Okla.
Dowdy, T. W. . . . . Ala.
Duncan, D. S. . . . . Texas
Evatt, Crit. . . . . Texas
Evans, S. Ray . . . . . Texas
Franklow, Davis . . . . . Texas
Francis, F. W. . . . . Texas
Freeman, I. S. . . . . Texas
Grant, Brooks C. . . . . Texas
Giles, Upton . . . . . Texas
Garrett, J. H. . . . . Texas
Genochio, E. P. . . . . Calif.
Grogan, O. R. . . . . Texas
Goodman, T. L. . . . . Texas
Grisso, D. . . . . Texas
Godley, L. O. . . . . Texas
Horn, Fred . . . . . Texas
Henniger, Ben . . . . . Texas
Hyde, Ximmie . . . . . Texas
Haines, W. H. . . . . Texas
Hammond, Judd E. . . . . Texas
Hodges, E. D. . . . . Texas
Horn, Will S. . . . . Texas
Jones, Elmer . . . . . Texas
Keasler, L. O. . . . . Texas
Kester, Earl A. . . . . Texas
Kirkpatrick, B. A. . . . . Texas
Lockhart, J. P. . . . . Texas
Langston, J. E. . . . . Texas
Littlepage, H. B. . . . . Texas
Lindsay, J. J. . . . . Texas
Lipps, Paul K. . . . . Texas
Lewis, J. R. . . . . Texas
Lillie, Gordon A. . . . . Okla.
Leggett, Walter . . . . . Texas
Montague, A. W. . . . . Texas
Maiers, H. W. . . . . Texas
May, J. C. . . . . Texas
Monk, J. A. . . . . Texas
Odom, C. C. . . . . Texas
Oden, B. N. . . . . Texas
Pratt, A. E. . . . . Texas
Pendleton, J. W. . . . . Texas
Robinson, J. R. . . . . Texas
Reinhardt, W. C. . . . . Texas
Reed, T. B. . . . . Texas
Scott, K. J. . . . . Texas
Saunders, C. C. . . . . Texas
Saunders, D. J. . . . . Texas
Stewart, S. H. . . . . Texas
Stromberg, E. W. . . . . Texas
Thompson, James (Special) . . . Texas
Tucker, J. T. . . . . Texas
Tyler, Earl . . . . . Texas
Warren, H. F. . . . . Texas
Woodward, Lee . . . . . Okla.
Wehinger, A. D. . . . . Okla.
Whitten, S. D. . . . . Texas
Walker, Webb . . . . . Texas
Worthey, W. R. . . . . Texas



Texas Christian University Bulletin

School of Pharmacy

FORT WORTH, TEXAS

ANNOUNCEMENTS

SESSION 1912-13

FACULTY, SCHOOL OF PHARMACY

R. H. NEEDHAM, Ph. C., 1311 Harrington Avenue, N. Ft. Worth.
Professor of Pharmacy, Botany, Chemistry and Toxicology, and Dean of the Faculty.

M. E. GILMORE, Ph. C., M. D., Fifteenth and Lagonda Ave.,
Professor of Materia Medica, Pharmacology and Therapeutics.

WILLIAM ROUNDS, M. D., 1728 Washington Avenue,
Professor of Physiology.

JOHN D. COVERT, M. D., 1508 Hemphill Street,
Professor of Bacteriology.

JAS. R. MITCHELL, A. B., M. D., Fort Worth Nat'l Bank Bldg.,
Assistant in Chemistry.

OSCAR E. VEATCH, A. B., M. D., Hoxie Building,
Assistant in Physiology.

HOLMAN TAYLOR, M. D., 207 Western Nat'l Bank Building,
Assistant in Hygiene.

.....
(To be appointed)
Assistant in Physiology Laboratory.

KENT V. KIBBIE, M. D., 112½ W. Ninth Street,
Assistant in Pharmacology.

.....
(To be supplied)

(To be appointed)
Demonstrator of Pharmacology.

E. P. GENOCHIO, Ph. G., Fort Worth,
Assistant in Pharmacy Laboratory and Materia Medica.

M. A. BELSON, Fort Worth,
Assistant in Pharmacognosy and Inorganic Materia Medica.

R. O. BROWN, Fort Worth,
Assistant in Pharmacy Laboratory.

L. O. GODLEY, Fort Worth,
Assistant in Chemical Laboratory.

E. H. CRENSHAW, JR., STANLEY J. BOYKIN, 216 Fort Worth National Bank Building,
Instructors on Pharmacy Jurisprudence.

BROOKS C. GRANT, Fort Worth,
Assistant in Chemical Laboratory.

ANNOUNCEMENT

The School of Pharmacy is operated under a provision of the charter of Medical Department of Texas Christian University. It was organized in July, 1905, the faculty of the Medical Department having recognized, through the medical fraternity and druggists, that there was a demand for a Pharmacy School in connection with the Medical College. The success of the school has proven beyond any doubt the correctness of this conclusion, and the rapid and substantial increase in both attendance and interest, developed by physicians and druggists, has demonstrated that our efforts to establish a reputable School of Pharmacy have been fully appreciated by the people of this section of the State.

Our object in entering the educational field was not confined entirely to selfish interests, but to establish an institution of learning where students could be thoroughly trained for their chosen profession, and, at the same time, come in contact with those studying medicine, the intercourse of which would better fit them for the business of pharmacists. There are many advantages to be gained in a school thus situated, which are wanting in those devoted to pharmacy alone. The drug business of today is quietly and persistently demanding that the men and women who engage therein must be better educated. While we realize that pharmacy is a commercial business, yet it has its professional side, and is recognized as a science and an art. The demand for educated, reliable drug clerks was never greater than it is today, with salaries showing an upward tendency; at the same time the State Boards of Pharmacy are demanding that both preliminary and pharmaceutical education be of higher standards. Through a decision of the Attorney General's office the State Board of Pharmacy has been given the right to declare what a reputable Pharmacy School shall be. The Board has done so and we have so arranged our curriculum as to meet these requirements, and our entrance requirements will be up to those demanded by the Texas State Board. One year's work in school will often do much toward preparing a student for examinations, but the full course of two years' gives one a decided advantage over those possessing less education.

In the beginning it was decided to give but one course, that one to be of two years' work, leading to the degree of Graduate in Pharmacy (Ph. G.). All efforts were directed to make this course one of the best and to correlate the studies, as far as possible, to those of medicine, thus enabling those graduates in pharmacy who, having matriculated in the School of Medicine, to take up their studies with about a year's credit in medicine. The number of hours devoted to class and laboratory work during the two years is in excess of 1,500. We realize that these hours demand of the student a great amount of time and study, but our experience in this line of work leads us to believe that the future will demand additional hours. Our course embraces instruction in all the most important branches in Pharmacy, including Prac-

tical and Theoretical Pharmacy, Dispensing, Chemistry, Materia Medica, Pharmacology, Bacteriology and Physiology. We try to impart to the student a complete knowledge of the rudimentary work of the branches taught, with the primary object to fit him for the best work in his chosen profession.

EQUIPMENT

The College Building.—The College building is located at the corner of Fifth and Calhoun streets, two blocks from the main business street, two blocks from the car line, and in close proximity to good boarding houses. It is a four-story brick structure, new and modern in every detail. The lecture rooms and laboratories are ample, well lighted and ventilated, and completely equipped for up-to-date pharmaceutical instruction.

Pharmaceutical Laboratory.—This laboratory is located on the fourth floor of the building. The room is furnished with an abundance of light, and is thoroughly equipped as a pharmacy laboratory. Each student will have a desk to himself, fitted with drawers and a locker, besides gas and water. Sinks have been so arranged as to be within easy access. The laboratory will accommodate about thirty-five students at one time, or about seventy, working in different sections.

Chemical Laboratory.—The Chemical Laboratory occupies a large room on the same floor. It is commodious, well lighted and equipped with desks, lockers and individual gas and water supply. In this laboratory instruction will be given in general and analytical Chemistry, Physics, Physiological Chemistry, Uranalysis and Toxicology.

Vegetable Histology.—This laboratory is situated on the third floor and is well adapted for the use of the microscope. Each student is assigned a locker and compound microscope and made thoroughly acquainted with the technical use of it in studying the minute structure of plants and drugs.

Dispensary.—The Free Dispensary maintained by the Medical Department is under the direct supervision of the Dean of the School of Pharmacy. All the prescriptions from the various clinicians of the College will be dispensed by the students of the Senior class, under the direct supervision of the Dispensary Chief. This affords the exceptional opportunity of actual practice in prescription work unequaled by any school in the country.

Other Laboratories.—Laboratory instruction will also be given in the various laboratories of the College in Pharmacy, Botany, Physiology, Pharmacognosy, Vegetable Histology and Microscopic Technic.

TIME ALLOTTED TO SUBJECTS

Junior Year.

	Didactic.	Laboratory.	Total
Pharmacy	90	120	210
Chemistry	90	120	210
Botany	50	40	90
Materia Medica, and Posology	110	30	140
Pharmacognosy	..	30	30
Physiology	90	40	130
Bacteriology	60	..	60
			870

Senior Year

	Didactic.	Laboratory.	Total
Pharmacy	90	120	210
Chemistry	96	120	216
Vegetable Histology	20	40	60
Pharmacology	80	40	120
Hygiene	30	..	30
Pharmacy Jurisprudence	8	..	8
Dispensing	..	56	56
			700

CURRICULUM BY SUBJECTS

PHARMACY

Professor, R. H. Needham, Ph. C.

Assistants:

E. P. Genochio, Ph. G. Mr. R. O. Brown

I. PHYSICAL MANIPULATION.—A brief review of the principles of physics relating to pharmacy, including weights, measures and specific gravity; the use of various instruments employed in testing the strength and purity of the official substances.

II. DESCRIPTIVE PHARMACY.—An introduction to the study of pharmacy, the apparatus and processes used in the preparation of medicines; and a systematic study of the classes of official preparations.—*Prof. Needham.*

III. PHARMACEUTICAL ARITHMETIC.—Tables of weights and measures; metric system; conversion of weights and measures; computing specific gravities; drill in calculating percentages and dosage.—*Mr. Brown.*

IV. GALENICAL PREPARATIONS.—Practical work in the manufacture of standard medicinal preparations; laboratory work.—*Mr. Brown.*

V. THEORY AND PRACTICE OF PHARMACY.—A review of the preparations of the United States Pharmacopeia and National Formulary, methods of identification, chemical reactions which occur in manufacture, tests for purity of official substances and preparations, study of incompatiblities.—*Prof. Needham.*

VI. PRESCRIPTIONS.—The fundamentals of prescription writing, reading of difficult and illegible prescriptions, incompatibles and reactions resulting from prescription compounding.—*Prof. Needham.*

VII. PHARMACEUTICAL TESTING AND DRUG ASSAYING.—Introduced by a short course in volumetric analysis and quantitative estimations; the separations and estimation of the alkaloids of vegetable drugs; the standardization of drugs used in medicine; lectures; laboratory work.—*Mr. Genochio.*

VIII. DISPENSARY.—Actual practice in the College Dispensary. Each Senior student will be appointed in rotation to serve a week at a time in the Dispensary under the supervision of the dispensary chief.—*Prof. Needham.*

Text-Books.—Remington's Theory and Practice of Pharmacy, U. S. P. National Formulary, Sayre & Havenhill's Drug Assaying.

CHEMISTRY

Professor, R. H. Needham, Ph. C.

Associate Professor, James R. Mitchell, A. B., M. D.

Assistants:

Mr. L. O. Godley Mr. Brooks C. Grant

Junior Year

I. INORGANIC CHEMISTRY.—This course extends through the first twenty weeks of the year and consists of consideration of the principles of chemical action, nomenclature, the non-metallic elements, metals, acids, bases and various chemical compounds. The course includes practical manipulations, a study of the most important chemical reactions and the general principles of qualitative analysis.—*Prof. Mitchell.*

II. QUALITATIVE ANALYSIS.—Practical application of the general principles of qualitative analysis and separation of the groups, bases and acids.—*Prof. Needham and Mr. Grant.*

III. ORGANIC CHEMISTRY.—This course immediately follows the preceding course and extends through ten weeks. A study of the important hydro-carbon series and their compounds and special emphasis placed upon their physical and chemical properties and their relation to medicine.—*Prof. Mitchell.*

Senior Year

I. ORGANIC CHEMISTRY.—This course begins with a brief review of organic chemistry as given the first year, followed by the study of the chemistry of fats, carbo-hydrates and proteins.—*Prof. Needham.*

II. PHYSIOLOGIC CHEMISTRY.—The course follows organic chemistry and includes the chemical composition of the animal body; the digestive fluids, their enzymes; the digestive products, their origin and destination, and influence of disease on the same. Qualitative and quantitative examinations of the stomach contents will be made by each student. The chemistry and tests of bile and blood will be carefully studied. The composition of milk and its chemical analysis will receive attention.

Urine, including its normal and pathologic study, is taken up the latter part of the term. Qualitative and quantitative estimates of normal and pathologic constituents made by each student, with special attention to the detection of albumen, sugar and casts. Microscopic and spectroscopic methods used when applicable.—*Prof. Needham.*

LABORATORY.—Four hours a week.—*Prof. Needham and Mr. Godley.*

III. TOXICOLOGY.—This course will include a study of the organic and inorganic poisons, their chemical and physiologic detection and identification; antidotes; the occurrence and production of poisonous substances in the body or food.—*Prof. Needham.*

IV. NEW AND NON-OFFICIAL REMEDIES.—A course of six special lectures will be given on new and non-secret remedies.—*Prof. Needham.*

Text-Books.—Simon, Rockwood's Laboratory Manual of Physiological Chemistry, Rockwood's Analytical Chemistry, Saxe on Urine, Holland's Toxicology.

BOTANY

Professor, R. H. Needham, Ph. C.

Junior Year

I. PHARMACAL BOTANY.—A graduated course of lectures for beginners, introducing Systematic Botany. The arrangement of this course acquaints the student with the germination, morphology and growth of the higher plants, after which a series of lectures will be given covering paleobotany. Next, the lowest types of plants will be taken up, proceeding upward in the scale of plant life. Special effort will be made to teach the student the application of his knowledge of botany, to the classification of the plants indegenous to this country and especially medicinal plants. The lectures will be supplemented with laboratory work.—*Prof. Needham.*

Senior Year

II. VEGETABLE HISTOLOGY.—This study will be introduced by a number of lectures on cell structure and formation of plant tissue, after which the student will take up the use of the microscope in studying and drawing cell structure. A few weeks will be devoted to staining and mounting the more typical forms of bacteria. Later, when the student has become familiar with the histology of plant structures, sections of plants will be identified and drawn. Special attention given to the identification of powdered drugs.—*Prof. Needham.*

Text-Books.—Gray, Kraemer, Sayre.

MATERIA MEDICA

Professor, M. E. Gilmore, Ph. C., M. D.

Assistants:

Kent V. Kibbie, M. D.
M. A. Belson
E. P. Genochio, Ph. G.
R. O. Brown

Junior Year

I. ORGANIC MATERIA MEDICA.—A course of lectures on crude vegetable and animal drugs, embracing those which are official and the most important non-official ones. The drugs will be taken up in their order, considering the U. S. P. names, English names and synonyms, parts used in medicine, the geographical distribution, physical characteristics, active principles and official preparations.

Stress placed upon use and dose of both crude and prepared drugs.—*Mr. Genochio.*

II. PHARMACOGNOSY LABORATORY.—A laboratory course in which the students will be instructed on points of identification of crude drugs; unmarked samples will be given to the class from time to time, and at the end of each hour a period will be devoted to the rapid identification of specimens.—*Mr. Belson.*

III. INORGANIC MATERIA MEDICA.—Lectures and recitations on the principal inorganic drugs of the U. S. P., taking up the nomenclature, source, manufacture, physical properties, general and specific characteristics of the salts, the dosage and use in medicine. Lectures supplemented by laboratory work.—*Mr. Belson.*

Senior Year

IV. PHARMACOLOGY.—Taking up the theory of pharmacodynamics, drugs with predominant systemic actions and locally acting drugs. This course will embrace a brief review of junior year materia medica, by which this course must be preceded. Consideration of the therapeutic effect of official drugs and new and non-official remedies will be brought to the attention of the student. The last ten weeks of this course will be devoted to laboratory work and demonstrations showing the physiological action of drugs on living animals.—*Drs. Kibbie and* .....

Text-Books.—Sollmann, Sayre.

PHYSIOLOGY

Professor, Wm. Rounds, M. D.
Associate Professor, Oscar E. Veatch, A. B., M. D.

Junior Year

I. LECTURES AND DEMONSTRATIONS.—Three hours a week.—*Prof. Veatch.*

(a) GENERAL PHYSIOLOGY.—Cellular biology and the physiology of muscle and nerve-tissue and of the muscular system.

(b) SPECIAL PHYSIOLOGY.—The physiology of circulation and respiration, and the physiology of the blood.

II. LABORATORY WORK.—Two hours a week. The instruction based upon laboratory work and demonstrations. The student will be instructed in laboratory technic and required to demonstrate for himself the fundamental laws of physiology and observe the phenomona upon which these laws are based. The demonstrations will include those experiments in which the technic is too difficult for the student.—*Dr. to be appointed.*

Text-Book.—Howell.

HYGIENE

Holman H. Taylor, M. D.

I. LECTURES.—One per week for the entire year, covering sanitation, hygiene, climatic conditions, etc., having a bearing upon health, both public and private.

BACTERIOLOGY

Professor, John D. Covert, M. D.

Junior Year

I. LECTURES.—Two a week for the entire session. This course will include the definition and classification of bacteria; their morphology and their role in nature; methods of sterilization and of preparing the various culture media. Considerable time will be devoted to the study of special micro-organisms and to the different methods for staining and mounting of specimens. The subject of toxins, ptomains, immunity, etc., will be fully explained. *Text-Book.—Park.*

PHARMACY JURISPRUDENCE

E. H. Crenshaw, Jr., and Stanley J. Boykin.

I. LECTURES.—A series of ten lectures beginning during the last half of the second semester, covering the importance of the U. S. Pharmacopeia and other recognized publications. The necessity of manufacturing pure foods and drugs, the penalties for violations of pharmacy laws of the State and other responsibilities of the druggist to the physician and patient will be discussed before the class.

ENTRANCE CONDITIONS

Women are admitted to the course in pharmacy on the same terms and conditions as men.

Students will not be admitted under sixteen years of age.

Each applicant must present evidence of good moral character.

Students, who enter with a view of taking a degree in pharmacy, must furnish evidence of at least two years of high school work or the equivalent of ten units, or pass a satisfactory examination.

Special students, not candidates for a degree, will be admitted at the discretion of the Faculty. Such students should apply for admission at the beginning of the school year, although they may be admitted at a later date.

Applicants for advanced standing must comply with the conditions above and furnish evidence of having completed in some other school the courses for which they ask credit.

COURSE OF STUDY

The School of Pharmacy offers a two years' course of study leading to the degree of Graduate in Pharmacy (Ph. G.).

The degree of Graduate in Pharmacy (Ph. G.) will be granted only to those students who have completed the course of instruction in this school and have passed all examinations.

The Texas State Board of Pharmacy does not recognize diplomas of any Pharmacy Schools. All applicants for registration must pass examinations. Therefore, the degree of Graduate in Pharmacy (Ph. G.) will be granted, regardless of drug store experience.

Students will he required to attend at least 80 per cent. of all lectures, recitations and laboratories during the year. Matriculants to Junior and Senior classes should present themselves at the opening of school, and no one will be admitted—except special students—later than October 25th.

EXAMINATIONS

Monthly tests and quizzes will be held in all branches. A mid-term examination will be held in all branches, the week before the beginning of the Christmas holidays. All students must take these examinations. The final examinations will be given during the same period as scheduled by the Medical Department. Pharmacy students taking Physiology and Bacteriology will be expected to attend all lectures given to medical students and will be given special final examinations. The attendance, recitations and quiz work will be considered in averaging the grade of the student for the work of the session.

PRIZES

The Faculty offers a general proficiency prize consisting of a beautiful gold medal.

A membership in the American Pharmaceutical Association will be awarded to the Junior pharmacy student having the highest average for the year's work. The names of those only whose class records average 90 per cent. or more will be considered in the awarding of this prize.

Special students are not eligible to compete for these prizes.

REQUIREMENTS FOR GRADUATION

All candidates for the degree of Ph. G. must meet the following requirements:

1. Must possess a good moral character.
2. Must have attended two full courses of instruction in a recognized college of pharmacy, the last of which must be in this school.

3. Must have completed the required laboratory courses and passed satisfactory examinations in the full course of instruction.
4. Must have paid all fees in full.

FEES

Matriculation	$ 5.00
General Lecture and Laboratory Ticket:	
Junior Year	60.00
Senior Year	60.00
Graduation Fee	15.00

A deposit of $10.00 will be required to cover cost of drugs, chemicals and materials used in pharmacy laboratory work; a deposit of $3.00 for chemical laboratory work; also $1.00 for laboratory fee in botany and vegetable histology.

For further information concerning the School of Pharmacy, address

R. H. NEEDHAM, Ph. C., *Dean,*
Fort Worth, Texas.

ALUMNI, 1912

CLASS OF 1906.

Hudson, T. P. .....Anson, Texas.

CLASS OF 1907.

Ambrose, Mrs. M. E. .....Fort Worth, Texas.
Lange, W. M. .....709 Travis Ave., Fort Worth, Texas.
Littlepage, T. H. .....Dallas, Texas.

CLASS OF 1908.

Conner, Miss Willie M. .....Fort Worth, Texas.
Dodson, S. B. .....Tulia, Texas.
Lipps, Paul K. .....Fort Worth, Texas.
Lukenbach, S. A. .....144 W. Commerce St., San Antonio, Texas.
Stromberg, E. W. .....Waco, Texas.

CLASS OF 1909.

Anderson, Y. R. .....Olney, Texas.
Butler, W. D. .....Laredo, Texas.
Carlton, John T. .....Olney, Texas.
Christian, J. Howard .....Fort Worth, Texas.
Crawford Ed E. .....San Angelo, Texas.
Russell, Robert M. .....2420 Hemphill St., Fort Worth, Texas.
Thornberry, H. T. .....Wichita Falls, Texas.

CLASS OF 1910.

Brooks, E. W. .....San Angelo, Texas.
Burns, A. M. .....Motley Drug Co., Longview, Texas.
Cassell, James R. .....Oklahoma City, Okla.
Casey, Thomas A....Sixth and Terrell Aves., Fort Worth, Texas.
Cheatham, Hugh N. .....Fort Worth, Texas.
Collins, M. R. .....Wichita Falls, Texas.
Harrison, Wilford .....Wichita Falls, Texas.
Harper, Henry.....People's Drug Store, El Paso, Texas.
Locker, Harry L. .....Locker, Texas.

CLASS OF 1911.

Craddock, Kirk .....Fort Worth, Texas.
Faught Edward M. .....Argyle, Texas.
Francklow, C. Davis .....Fort Worth, Texas.
Holland, J. Grady .....Canyon City, Texas.
Jarrett, Clifton H. .....Granbury, Texas.
Littlepage, Henry B. .....Fort Worth, Texas.
Stuart, O. L. .....Clifton, Texas.
Sullivan, Chas. F. .....Italy, Texas.
Taylor, Wm. L. .....Fort Worth, Texas.
Wylie, Howard W. .....Fort Worth, Texas.

CLASS OF 1912.

Carroll, J. E. .....Fort Worth, Texas.
Carroll, Roy O. .....Fort Worth, Texas.
George, W. Taylor .....Fort Worth, Texas.
Littlepage, Pony S. .....Fort Worth, Texas.
McKinney, W. L. .....Walnut Springs, Texas.
McNell, Dave E. .....Teneha, Texas.
Reilly, Edward T. .....Fort Worth, Texas.
Smith, Renna Mae .....Fort Worth, Texas.
Terry, Houston H. .....Fort Worth, Texas.
Wilson, S. T. .....Fort Worth, Texas.
Woods, C. E. .....Fort Worth, Texas.
Woodyard, Clyde .....Newton, Texas.
.....Carthage, Texas.

MATRICULANTS, 1911-12.

Belson, M. E. .....Texas
Brown, R. O. .....Texas
Brock, F. D. .....Texas
Cosby, R. H. .....Texas
Cox, P. S. .....Texas
Carroll, R. O. .....Texas
Carroll, J. E. .....Texas
Ferguson, L. E. .....Ark.
Grammer, R. B. .....Texas
Gilbert, B. F. .....Texas
George, W. T. .....Texas
Hyde, J. D. (Special).....Texas
Holzmann, E. H. .....Texas
Hosford, Olin .....Texas
Luckenback, H. F. .....Texas
Littlepage P. S. .....Texas
Mullenix, J. A. .....Texas
Moore, De Witt .....Texas

McCollum, Joe (Special).....Texas
McKinney, W. L. .....Texas
McNeill, Dave .....Texas
Pruden, Floyd .....Texas
Reilly, Ed. .....Texas
Remington, M. F. .....Texas
Robbins, K. C. .....Texas
Smith, Renna Mae .....Okla.
Tarlton, N. M. .....Texas
Taylor, C. L. .....Texas
Terry, Houston .....Texas
Weaver, E. E. .....Texas
Washington, G. P. .....Texas
Woerner, C. F. .....Texas
Woods, C. E. .....Texas
Wilson, S. L. .....Texas
Woodyard Clyde .....Texas

Texas Christian University Bulletin

School of Nursing

FORT WORTH, TEXAS

ANNOUNCEMENTS

SESSION 1912-13

FACULTY, SCHOOL OF NURSING

JNO. D. COVERT, M. D., 1508 Hemphill Street,
Lecturer on Bacteriology, Asepsis and Sanitation, and Dean of the Faculty.

W. E. CHILTON, M. D., 901 Penn Street,
Lecturer on Anatomy and Surgical Cases.

OSCAR E. VEATCH, M. D., 206 F. & M. Bank Building,
Lecturer on Physiology.

V. E. BONELLI, M. D., Room 8, Dundee Building,
Lecturer on Materia Medica.

I. A. WITHERS, M. D., 908 Henderson Street,
Lecturer on General and Special Gynecology.

JNO. B. CUMMINS, M. D., 1126 Hemphill Street,
Lecturer on Obstetrics.

H. L. WARWICK, M. D., 1007 Penn Street,
Lecturer on Eye, Ear, Nose and Throat.

F. G. SANDERS, Ph. G., M. D., Ellison Building,
Lecturer on Pediatrics.

S. A. WOODWARD, M. D., 204 Western National Bank Bldg.,
Lecturer on Medical Diseases.

KENT V. KIBBIE, M. D., 112½ West Ninth Street,
Lecturer on Chemistry and Uranalysis.

ANNOUNCEMENT

Lecture course begins October 1, 1912.

Final examinations May 10, 1913.

Two years' course of training, which includes practical instruction in nursing of medical, surgical, gynecological and obstetrical cases, the nursing of children, and invalid cookery.

Pupils may enter at any time.

For general instructions to applicants for admission to the Training School, address

MISS JESSIE GASS, *Superintendent of Nurses,*
Medical College Hospital,
Fort Worth, Texas.

SCHEDULE OF SUBJECTS AND LECTURES

Anatomy	6	Lectures
Physiology	6	"
Materia Medica and Therapeutics	10	"
Bacteriology, Asepsis and Sanitation	6	"
Chemistry and Uranalysis	3	"
Medical Diseases	10	"
Care of Surgical Cases	4	"
General and Special Gynecology	3	"
Obstetrics	4	"
Eye, Ear, Nose and Throat	3	"
Children's Diseases	6	"
Total	61	Lectures

In addition to the above schedule, about sixty lectures on general hospital work will be given during the year by the Superintendent of Nurses.

PROFICIENCY PRIZE.

THE HOWARD GOLD MEDAL.—Awarded by Mrs. Wm. R. Howard of Fort Worth, to students who have taken their full two years' work in this school, and is presented to the student making the highest grades and doing the most efficient work.

REVISED ALUMNI

July 1, 1912

SCHOOL OF NURSING

CLASS OF 1909.

Allison, Emma L. .....Fort Worth, Texas.

CLASS OF 1910.

Banks, Rosabelle .....Fort Worth, Texas.
Maxwell, Claudia M., Assistant Supt., Kahn Memorial Hospital .....Marshall, Texas.
Whatley, Frances N. .....Fort Worth, Texas.

CLASS OF 1911.

Archer, Monte O. .....Fort Worth, Texas.
Hill, Minnie P. .....Fort Worth, Texas.

CLASS OF 1912.

Holcomb, Stella .....Arkansas.
McCulloch, Elizabeth .....Texas.
Turner, Clara .....England

MATRICULANTS, 1911-12.

Brown, Miss Flavia.....Louisiana
Franks, Miss Velma.....Texas
Marks, Miss Louise.....Arkansas
Shaw, Miss Stella.....Mississippi
Suttle, Mrs. R. L. .....Arkansas
True, Miss Alice.....Oklahoma
Tulley, Mrs. E. .....Arkansas